

Põrguliste Metsasõit IV etapp 2020

Sorted on Laps

GRANDE FINALE

Aravete motokrossirada 5.500 km

Kestvussõit 120 minutit

29/08/2020 12:00

Race started at 11:04:00

Pos	No.	Name	Model	Laps	Diff	Gap	Best Tm	In Lap	Points
1	360	<b>Ricky</b>	KTM	13			<b>9:21.637</b>	2	180
2	143	<b>Ken / Kevin</b>	Honda	13	45.266	45.266	<b>9:25.662</b>	2	180
3	654	<b>Vaido KALM</b>		13	3:36.354	2:51.088	<b>9:44.032</b>	2	179
4	1	<b>Margus MALTSAR / Matis MALTS</b>	Honda	12	1 Lap	1 Lap	<b>9:15.827</b>	2	179
5	176	<b>Erki HELISTE / Andrus LÕÕBAS</b>		12	1 Lap	2:12.688	<b>9:54.401</b>	2	178
6	609	<b>Andrus LOMP</b>	Husqvarna	12	1 Lap	3.273	<b>10:03.336</b>	2	178
7	343	<b>Alari JÜRIÖÖ</b>	KTM	12	1 Lap	24.350	<b>9:52.907</b>	2	177
8	235	<b>Tuljo MARTIN</b>		12	1 Lap	53.865	<b>9:55.505</b>	2	176
9	22	<b>Erki PALUSOO</b>	KTM	12	1 Lap	20.147	<b>10:14.728</b>	9	175
10	247*	<b>Tarmo TOMSON</b>	KTM	12	1 Lap	24.716	<b>10:02.005</b>	2	174
11	143*	<b>Marnet TEICHMANN</b>		12	1 Lap	11.314	<b>10:02.690</b>	4	173
12	48	<b>Kristjan KOLSAR</b>		12	1 Lap	32.525	<b>10:18.847</b>	12	172
13	112	<b>Karl KILTER</b>		12	1 Lap	0.519	<b>10:07.571</b>	12	171
14	103*	<b>Riho MÄGI</b>	Honda	12	1 Lap	1:10.813	<b>10:00.526</b>	2	170
15	31	<b>Raido ARON</b>		12	1 Lap	3:01.890	<b>10:36.529</b>	6	169
16	795	<b>Ando VAGA</b>	Kawasaki	11	2 Laps	1 Lap	<b>10:07.006</b>	2	168
17	464	<b>Mylts</b>	Yamaha	11	2 Laps	1.259	<b>10:26.434</b>	2	167
18	55	<b>Kristo OTS</b>	KTM	11	2 Laps	1:11.853	<b>10:43.174</b>	7	166
19	85	<b>Erik SAMOSKIN</b>	Beta	11	2 Laps	55.271	<b>10:48.546</b>	8	165
20	818	<b>Vahur TEDER</b>		11	2 Laps	8.518	<b>10:47.194</b>	7	164
21	91	<b>Danel TOLM</b>	KTM	11	2 Laps	15.079	<b>10:36.431</b>	5	163
22	97	<b>Hado ALAPERT</b>		11	2 Laps	2.449	<b>10:39.830</b>	6	162
23	172	<b>Jaak JAAKSON</b>		11	2 Laps	2.012	<b>10:43.135</b>	5	161
24	400	<b>Risto HAUGAS</b>	Yamaha	11	2 Laps	7.793	<b>10:43.614</b>	11	160
25	642	<b>Margus TIIMANN</b>	KTM	11	2 Laps	10.969	<b>10:39.531</b>	4	159
26	152	<b>Indrek TOMINGAS</b>	KTM	11	2 Laps	1.996	<b>10:44.177</b>	6	158
27	992	<b>Keevin SOKOLOV</b>	Honda	11	2 Laps	11.921	<b>10:31.141</b>	11	157
28	247	<b>Tormi RAIK</b>	KTM	11	2 Laps	23.856	<b>10:55.299</b>	11	156
29	113	<b>Maa MEES</b>	KTM	11	2 Laps	52.835	<b>10:52.568</b>	4	155
30	318	<b>Riho AUTOMIHKEL</b>		11	2 Laps	7.576	<b>10:46.931</b>	10	154
31	99	<b>Lainer TRUSSMANN</b>	Husqvarna	11	2 Laps	32.688	<b>10:49.688</b>	11	153
32	988	<b>Martin RAIM</b>	Husqvarna	11	2 Laps	16.944	<b>10:50.581</b>	4	152
33	6	<b>Taisto LOOPERE</b>	Husqvarna	11	2 Laps	56.179	<b>11:07.550</b>	2	151
34	848	<b>Mikk VÕHMA</b>	Beta	11	2 Laps	43.938	<b>11:05.717</b>	4	150
35	106	<b>Jaanus NOVIKOV</b>	KTM	11	2 Laps	1:03.244	<b>11:04.513</b>	8	149

Margin of Victory	Avg. Speed	Best Lap Tm	Best Speed	Best Lap by
45.266	33.945	9:15.827	35.623	1 - Margus MALTSAR / Matis MAI

Võistluse korraldajad: MK Star Racing

Orbits

Võistluse juhid: Maria KARUMETS ja Tuljo MARTIN

Võistluse kohtunikud: Maria KARUMETS ja Tuljo MARTIN

Võistluse ajamõõt: Asper LEPPIK Tulemused ja ringiajad: www.mylaps.ee

Põrguliste Metsasõit IV etapp 2020

Sorted on Laps

GRANDE FINALE

Aravete motokrossirada 5.500 km

Kestvussõit 120 minutit

29/08/2020 12:00

Race started at 11:04:00

Pos	No.	Name	Model	Laps	Diff	Gap	Best Tm	In Lap	Points
36	25	<b>Tanel TAMM / Sander SÖÖT</b>	Husqvarna	11	2 Laps	20.010	<b>11:07.977</b>	4	177
37	133	<b>Silver EERIK</b>	KTM	11	2 Laps	1.598	<b>11:13.625</b>	4	148
38	80	<b>Virgo TUUL</b>	KTM	11	2 Laps	2.479	<b>10:56.043</b>	6	147
39	93	<b>Üllar JÄRVE</b>		11	2 Laps	2.428	<b>11:23.991</b>	5	146
40	900	<b>Risto VANATOJA</b>	Yamaha	11	2 Laps	12.528	<b>10:58.787</b>	2	145
41	171	<b>Siim LASTIK</b>	Kawasaki	11	2 Laps	18.292	<b>10:40.714</b>	3	144
42	500	<b>Jaanus VIHTLA</b>	KTM	11	2 Laps	27.643	<b>11:23.699</b>	5	143
43	101	<b>Allan SEEPERE</b>	Beta	11	2 Laps	16.474	<b>11:00.150</b>	5	142
44	103	<b>Tiit LIIVING</b>		11	2 Laps	49.155	<b>11:00.778</b>	11	141
45	776	<b>Ardo TIITS</b>	Sherco	11	2 Laps	23.575	<b>11:22.924</b>	7	140
46	707	<b>Toomas SOODLA / Kusti KOOKMÄ</b>	Husqvarna	11	2 Laps	1:19.209	<b>11:18.832</b>	5	176
47	137	<b>Alo VIIELO</b>	KTM	10	3 Laps	1 Lap	<b>10:49.977</b>	9	139
48	46	<b>Hendrik KALJUVEE</b>		10	3 Laps	4:59.548	<b>11:46.856</b>	6	138
49	111	<b>Sahvka</b>		10	3 Laps	2.158	<b>11:31.560</b>	3	137
50	91*	<b>Rait TAMP</b>		10	3 Laps	7.414	<b>11:27.275</b>	3	136
51	148	<b>Juhan JAKOBSON</b>	Honda	10	3 Laps	4.672	<b>11:12.730</b>	10	135
52	376	<b>Joel KALJU / Allan SAARSITE</b>	Yamaha	10	3 Laps	1.065	<b>11:01.136</b>	8	175
53	198	<b>Virko PARTS</b>	Yamaha	10	3 Laps	28.729	<b>11:17.126</b>	3	134
54	723	<b>Jüri VIIDIK</b>	KTM	10	3 Laps	4.593	<b>11:35.762</b>	6	133
55	411	<b>Tõnu JAIRUS</b>		10	3 Laps	14.291	<b>11:11.323</b>	10	132
56	403	<b>Heiko KOMENDANT / Ott KOMEN</b>		10	3 Laps	10.753	<b>11:30.423</b>	7	174
57	52	<b>Risto MANGMANN</b>	GasGas	10	3 Laps	0.814	<b>11:47.497</b>	3	131
58	23	<b>Indrek ASSER</b>	KTM	10	3 Laps	7.463	<b>11:35.290</b>	10	130
59	94	<b>Aleksnadre LIPETSKI</b>		10	3 Laps	42.519	<b>11:48.211</b>	3	129
60	47*	<b>Meelis TOODING</b>	KTM	10	3 Laps	1.089	<b>11:43.014</b>	5	128
61	519	<b>Vladimir NIKISIN / Toivo KALJAS</b>		10	3 Laps	15.938	<b>11:20.507</b>	8	173
62	467	<b>Alfred ROSENBERG</b>	Husqvarna	10	3 Laps	8.449	<b>11:29.759</b>	4	127
63	1211	<b>Ardo TÄRNO</b>	Yamaha	10	3 Laps	1:10.696	<b>11:31.296</b>	2	126
64	62	<b>Ülar SELLIN</b>	KTM	10	3 Laps	7.440	<b>11:40.345</b>	4	125
65	83	<b>Hr. RAAM</b>	KTM	10	3 Laps	37.305	<b>11:54.737</b>	2	124
66	11*	<b>Kalju OSULA / Kerbert VIIMSALU</b>	KTM	10	3 Laps	1.142	<b>10:26.506</b>	10	172
67	377	<b>Urmas HAAB</b>	Husqvarna	10	3 Laps	20.304	<b>11:44.851</b>	5	123
68	77	<b>Kaido NIIN</b>		10	3 Laps	11.604	<b>11:08.524</b>	3	122
69	76	<b>Muhu SAAR</b>	KTM	10	3 Laps	4.770	<b>11:51.527</b>	3	121
70	51	<b>Aivo KUUS</b>	Beta	10	3 Laps	1.984	<b>11:37.583</b>	6	120

Margin of Victory	Avg. Speed	Best Lap Tm	Best Speed	Best Lap by
45.266	33.945	9:15.827	35.623	1 - Margus MALTSAR / Matis MAI

Võistluse korraldajad: MK Star Racing

Orbits

Võistluse juhid: Maria KARUMETS ja Tuljo MARTIN

Võistluse kohtunikud: Maria KARUMETS ja Tuljo MARTIN

Võistluse ajamõõt: Asper LEPPIK Tulemused ja ringiajad: www.mylaps.ee

Põrguliste Metsasõit IV etapp 2020

Sorted on Laps

GRANDE FINALE

Aravete motokrossirada 5.500 km

Kestvussõit 120 minutit

29/08/2020 12:00

Race started at 11:04:00

Pos	No.	Name	Model	Laps	Diff	Gap	Best Tm	In Lap	Points
71	515	<b>Madis PÄHNA</b>	KTM	10	3 Laps	13.820	<b>12:06.105</b>	6	119
72	47	<b>Kaljo TIITS</b>		10	3 Laps	21.612	<b>11:46.355</b>	9	118
73	555	<b>Lauri OLESK</b>	Husqvarna	10	3 Laps	1.910	<b>12:02.142</b>	4	117
74	10	<b>Sven RAID</b>	Honda	10	3 Laps	53.685	<b>12:06.042</b>	4	116
75	149	<b>Alar TOOME</b>	Honda	10	3 Laps	41.520	<b>11:31.026</b>	8	115
76	101*	<b>Mikk KARMISTE</b>	Honda	10	3 Laps	4.064	<b>11:45.803</b>	8	114
77	3	<b>Agor TRUMP / Priit PIHLAKAS</b>	Sherco	10	3 Laps	1:11.622	<b>11:55.928</b>	4	171
78	4	<b>Henry JÕEMEES</b>	Honda	10	3 Laps	17.807	<b>11:36.726</b>	5	113
79	421	<b>Siim PUNGAS</b>	KTM	10	3 Laps	26.709	<b>11:39.728</b>	6	112
80	779	<b>Rasmus VÄLLING</b>	KTM	10	3 Laps	32.479	<b>12:08.543</b>	6	111
81	350	<b>Hannes NIID</b>		10	3 Laps	11.469	<b>12:05.869</b>	4	110
82	42	<b>Jarmo TALV</b>		10	3 Laps	14.849	<b>12:18.542</b>	3	109
83	414	<b>Tiit LAUGAS</b>	Beta	9	4 Laps	1 Lap	<b>12:57.798</b>	2	108
84	24	<b>Ingvar ASI</b>	KTM	9	4 Laps	39.214	<b>12:42.533</b>	5	107
85	555*	<b>Sten HAUGAS</b>		9	4 Laps	7:47.761	<b>13:18.228</b>	3	106
86	939	<b>Kaimo KEIR</b>	KTM	8	5 Laps	1 Lap	<b>12:19.228</b>	4	105
87	814	<b>Siim VIKKMAN</b>	KTM	8	5 Laps	7:14.474	<b>12:32.619</b>	3	104
88	611	<b>Arno-Marion TIITSO</b>		8	5 Laps	6:50.972	<b>14:08.174</b>	2	103
89	11	<b>Riho RANNAMÄE</b>	KTM	7	6 Laps	1 Lap	<b>11:21.574</b>	5	102
90	183	<b>Villu VAIKRE</b>	Yamaha	7	6 Laps	15:09.309	<b>15:08.087</b>	3	101
91	69	<b>Freddy VARIK</b>	KTM	7	6 Laps	14:45.927	<b>14:59.495</b>	2	100
92	919	<b>Mehis MIKK</b>	KTM	6	7 Laps	1 Lap	<b>12:24.431</b>	2	99
93	303	<b>Ken FLIGHT</b>	KTM	4	9 Laps	2 Laps	<b>10:46.085</b>	2	98
94	387	<b>Alan LAANE</b>	KTM	1	12 Laps	3 Laps		0	97
95	222	<b>Kermo KRUUSMANN</b>		1	12 Laps	28.724		0	96
96	125	<b>Umm</b>	Yamaha	1	12 Laps	4:03.175		0	95

Margin of Victory	Avg. Speed	Best Lap Tm	Best Speed	Best Lap by
45.266	33.945	9:15.827	35.623	1 - Margus MALTSAR / Matis MAI

Võistluse korraldajad: MK Star Racing

Orbits

Võistluse juhid: Maria KARUMETS ja Tuljo MARTIN

Võistluse kohtunikud: Maria KARUMETS ja Tuljo MARTIN

Võistluse ajamõõt: Asper LEPPIK Tulemused ja ringiajad: www.mylaps.ee

Printed: 29/08/2020 21:53:24

# Põrguliste Metsasõit IV etapp 2020

GRANDE FINALE

Aravete motokrossirada 5.500 km

Kestvussõit 120 minutit

29/08/2020 12:00

Race started at 11:04:00

Lap	Lap Tm	Diff	Time of Day	Lap	Lap Tm	Diff	Time of Day	Lap	Lap Tm	Diff	Time of Day
<b>(360) Ricky</b>				1			11:14:14.499	6	10:22.435	+29.528	12:06:08.3
1			11:13:52.847	2	<b>9:15.827</b>		11:23:30.326	7	11:03.346	1:10.435	12:17:11.6
2	<b>9:21.637</b>		11:23:14.484	3	11:06.975	1:51.148	11:34:37.301	8	9:59.406	+6.499	12:27:11.1
3	9:32.108	+10.471	11:32:46.592	4	10:31.591	1:15.764	11:45:08.892	9	10:06.841	+13.934	12:37:17.9
4	9:57.097	+35.460	11:42:43.689	5	9:20.443	+4.616	11:54:29.335	10	10:14.285	+21.378	12:47:32.2
5	10:04.954	+43.317	11:52:48.643	6	10:19.889	1:04.062	12:04:49.224	11	10:25.738	+32.831	12:57:57.9
6	10:27.151	1:05.514	12:03:15.794	7	10:26.362	1:10.535	12:15:15.586	12	10:08.767	+15.860	13:08:06.7
7	9:33.881	+12.244	12:12:49.675	8	10:36.142	1:20.315	12:25:51.728	<b>(235) Tuljo MARTIN</b>			
8	9:27.402	+5.765	12:22:17.077	9	9:17.365	+1.538	12:35:09.093	1			11:14:51.1
9	9:25.606	+3.969	12:31:42.683	10	9:29.484	+13.657	12:44:38.577	2	<b>9:55.505</b>		11:24:46.6
10	9:28.441	+6.804	12:41:11.124	11	10:21.495	1:05.668	12:55:00.072	3	10:02.214	+6.709	11:34:48.8
11	9:41.327	+19.690	12:50:52.451	12	10:26.350	1:10.523	13:05:26.422	4	10:01.960	+6.455	11:44:50.7
12	9:40.910	+19.273	13:00:33.361	<b>(176) Erki HELISTE / Andrus LÕÕBAS</b>				5	10:19.997	+24.492	11:55:10.7
13	9:49.519	+27.882	13:10:22.880	1			11:14:34.115	6	10:32.063	+36.558	12:05:42.8
<b>(143) Ken / Kevin</b>				2	<b>9:54.401</b>		11:24:28.516	7	10:39.308	+43.803	12:16:22.1
1			11:14:05.275	3	10:06.664	+12.263	11:34:35.180	8	10:24.068	+28.563	12:26:46.2
2	<b>9:25.662</b>		11:23:30.937	4	10:17.927	+23.526	11:44:53.107	9	10:14.670	+19.165	12:37:00.9
3	9:41.449	+15.787	11:33:12.386	5	10:28.090	+33.689	11:55:21.197	10	10:42.371	+46.866	12:47:43.2
4	10:01.776	+36.114	11:43:14.162	6	10:35.084	+40.683	12:05:56.281	11	10:40.545	+45.040	12:58:23.8
5	9:47.970	+22.308	11:53:02.132	7	10:04.155	+9.754	12:16:00.436	12	10:36.780	+41.275	13:09:00.5
6	10:01.100	+35.438	12:03:03.232	8	10:22.177	+27.776	12:26:22.613	<b>(22) Erki PALUSOO</b>			
7	9:43.068	+17.406	12:12:46.300	9	10:21.993	+27.592	12:36:44.606	1			11:15:17.8
8	9:36.896	+11.234	12:22:23.196	10	10:21.116	+26.715	12:47:05.722	2	10:30.328	+15.600	11:25:48.1
9	9:26.159	+0.497	12:31:49.355	11	10:15.053	+20.652	12:57:20.775	3	10:26.575	+11.847	11:36:14.7
10	9:48.034	+22.372	12:41:37.389	12	10:18.335	+23.934	13:07:39.110	4	10:33.295	+18.567	11:46:48.0
11	9:41.263	+15.601	12:51:18.652	<b>(609) Andrus LOMP</b>				5	10:17.052	+2.324	11:57:05.0
12	9:52.968	+27.306	13:01:11.620	1			11:14:47.932	6	10:23.401	+8.673	12:07:28.5
13	9:56.526	+30.864	13:11:08.146	2	<b>10:03.336</b>		11:24:51.268	7	10:24.002	+9.274	12:17:52.5
<b>(654) Vaido KALM</b>				3	10:08.729	+5.393	11:34:59.997	8	10:16.377	+1.649	12:28:08.8
1			11:14:11.577	4	10:08.089	+4.753	11:45:08.086	9	<b>10:14.728</b>		12:38:23.6
2	<b>9:44.032</b>		11:23:55.609	5	10:11.876	+8.540	11:55:19.962	10	10:15.525	+0.797	12:48:39.1
3	9:59.123	+15.091	11:33:54.732	6	10:18.850	+15.514	12:05:38.812	11	10:20.103	+5.375	12:58:59.2
4	9:46.709	+2.677	11:43:41.441	7	10:55.448	+52.112	12:16:34.260	12	10:21.510	+6.782	13:09:20.7
5	9:52.030	+7.998	11:53:33.471	8	10:10.461	+7.125	12:26:44.721	<b>(247*) Tarmo TOMSON</b>			
6	9:54.650	+10.618	12:03:28.121	9	10:12.847	+9.511	12:36:57.568	1			11:14:37.1
7	10:06.472	+22.440	12:13:34.593	10	10:10.658	+7.322	12:47:08.226	2	<b>10:02.005</b>		11:24:39.1
8	10:10.840	+26.808	12:23:45.433	11	10:13.767	+10.431	12:57:21.993	3	10:13.743	+11.738	11:34:52.8
9	10:04.251	+20.219	12:33:49.684	12	10:20.390	+17.054	13:07:42.383	4	10:03.755	+1.750	11:44:56.6
10	9:52.549	+8.517	12:43:42.233	<b>(343) Alari JÜRIÕÕ</b>				5	10:05.359	+3.354	11:55:01.9
11	10:02.484	+18.452	12:53:44.717	1			11:15:02.174	6	11:10.382	1:08.377	12:06:12.3
12	10:11.271	+27.239	13:03:55.988	2	<b>9:52.907</b>		11:24:55.081	7	10:16.252	+14.247	12:16:28.6
13	10:03.246	+19.214	13:13:59.234	3	10:16.238	+23.331	11:35:11.319	8	10:15.244	+13.239	12:26:43.8
<b>(1) Margus MALTSAR / Matis MALTSAR</b>				4	10:11.220	+18.313	11:45:22.539	9	10:44.651	+42.646	12:37:28.5
				5	10:23.376	+30.469	11:55:45.915	10	10:44.519	+42.514	12:48:13.0

Võistluse korraldajad: MK Star Racing

Orbits

Võistluse juhid: Maria KARUMETS ja Tuljo MARTIN

Võistluse kohtunikud: Maria KARUMETS ja Tuljo MARTIN

Võistluse ajamõõt: Asper LEPIIK Tulemused ja ringiajad: www.mylaps.ee

# Põrguliste Metsasõit IV etapp 2020

GRANDE FINALE

Aravete motokrossirada 5.500 km

Kestvussõit 120 minutit

29/08/2020 12:00

Race started at 11:04:00

Lap	Lap Tm	Diff	Time of Day	Lap	Lap Tm	Diff	Time of Day	Lap	Lap Tm	Diff	Time of Day
11	10:46.805	+44.800	12:58:59.830	2	<b>10:00.526</b>		11:25:39.374	8	10:51.262	+24.828	12:31:19.9
12	10:45.631	+43.626	13:09:45.461	3	10:06.939	+6.413	11:35:46.313	9	10:56.885	+30.451	12:42:16.8
<b>(143*) Marnet TEICHMANN</b>				4	10:13.620	+13.094	11:45:59.933	10	10:49.267	+22.833	12:53:06.1
1			11:14:37.996	5	10:21.583	+21.057	11:56:21.516	11	10:57.320	+30.886	13:04:03.4
2	10:02.922	+0.232	11:24:40.918	6	10:31.597	+31.071	12:06:53.113	<b>(55) Kristo OTS</b>			
3	10:42.453	+39.763	11:35:23.371	7	10:45.198	+44.672	12:17:38.311	1			11:15:59.6
4	<b>10:02.690</b>		11:45:26.061	8	11:15.530	1:15.004	12:28:53.841	2	10:46.604	+3.430	11:26:46.2
5	10:09.208	+6.518	11:55:35.269	9	10:22.953	+22.427	12:39:16.794	3	10:55.973	+12.799	11:37:42.2
6	11:13.453	1:10.763	12:06:48.722	10	10:28.141	+27.615	12:49:44.935	4	10:56.754	+13.580	11:48:38.9
7	10:26.690	+24.000	12:17:15.412	11	11:02.568	1:02.042	13:00:47.503	5	10:45.903	+2.729	11:59:24.8
8	10:14.033	+11.343	12:27:29.445	12	10:53.129	+52.603	13:11:40.632	6	11:32.185	+49.011	12:10:57.0
9	10:24.698	+22.008	12:37:54.143	<b>(31) Raido ARON</b>				7	<b>10:43.174</b>		12:21:40.2
10	10:40.384	+37.694	12:48:34.527	1			11:15:34.409	8	10:53.698	+10.524	12:32:33.9
11	10:37.655	+34.965	12:59:12.182	2	11:00.483	+23.954	11:26:34.892	9	10:50.511	+7.337	12:43:24.4
12	10:44.593	+41.903	13:09:56.775	3	10:45.244	+8.715	11:37:20.136	10	10:54.615	+11.441	12:54:19.0
<b>(48) Kristjan KOLSAR</b>				4	10:51.077	+14.548	11:48:11.213	11	10:56.261	+13.087	13:05:15.3
1			11:14:13.303	5	10:41.849	+5.320	11:58:53.062	<b>(85) Erik SAMOSKIN</b>			
2	10:34.996	+16.149	11:24:48.299	6	<b>10:36.529</b>		12:09:29.591	1			11:16:02.1
3	10:43.177	+24.330	11:35:31.476	7	10:54.610	+18.081	12:20:24.201	2	11:23.425	+34.879	11:27:25.5
4	10:29.377	+10.530	11:46:00.853	8	10:45.745	+9.216	12:31:09.946	3	10:56.099	+7.553	11:38:21.6
5	10:34.446	+15.599	11:56:35.299	9	11:07.426	+30.897	12:42:17.372	4	10:50.829	+2.283	11:49:12.4
6	10:31.172	+12.325	12:07:06.471	10	10:57.813	+21.284	12:53:15.185	5	10:49.074	+0.528	12:00:01.5
7	11:07.468	+48.621	12:18:13.939	11	10:43.486	+6.957	13:03:58.671	6	11:00.946	+12.400	12:11:02.5
8	10:33.231	+14.384	12:28:47.170	12	10:43.851	+7.322	13:14:42.522	7	10:50.772	+2.226	12:21:53.2
9	10:24.067	+5.220	12:39:11.237	<b>(795) Ando VAGA</b>				8	<b>10:48.546</b>		12:32:41.8
10	10:23.238	+4.391	12:49:34.475	1			11:15:40.110	9	11:03.062	+14.516	12:43:44.8
11	10:35.978	+17.131	13:00:10.453	2	<b>10:07.006</b>		11:25:47.116	10	11:27.973	+39.427	12:55:12.8
12	<b>10:18.847</b>		13:10:29.300	3	10:18.750	+11.744	11:36:05.866	11	10:57.734	+9.188	13:06:10.5
<b>(112) Karl KILTER</b>				4	10:17.455	+10.449	11:46:23.321	<b>(818) Vahur TEDER</b>			
1			11:15:56.198	5	10:21.209	+14.203	11:56:44.530	1			11:16:05.2
2	10:45.910	+38.339	11:26:42.108	6	12:46.476	2:39.476	12:09:31.006	2	10:56.626	+9.432	11:27:01.8
3	10:28.219	+20.648	11:37:10.327	7	10:31.319	+24.313	12:20:02.325	3	11:09.699	+22.505	11:38:11.5
4	10:09.010	+1.439	11:47:19.337	8	10:35.675	+28.669	12:30:38.000	4	10:50.175	+2.981	11:49:01.7
5	10:14.367	+6.796	11:57:33.704	9	10:32.233	+25.227	12:41:10.233	5	10:55.201	+8.007	11:59:56.9
6	10:16.965	+9.394	12:07:50.669	10	10:58.377	+51.371	12:52:08.610	6	10:57.370	+10.176	12:10:54.3
7	10:13.541	+5.970	12:18:04.210	11	11:53.600	1:46.594	13:04:02.210	7	<b>10:47.194</b>		12:21:41.5
8	11:13.011	1:05.440	12:29:17.221	<b>(464) Mylts</b>				8	10:51.509	+4.315	12:32:33.0
9	10:20.099	+12.528	12:39:37.320	1			11:15:01.575	9	11:24.749	+37.555	12:43:57.7
10	10:09.408	+1.837	12:49:46.728	2	<b>10:26.434</b>		11:25:28.009	10	11:00.548	+13.354	12:54:58.3
11	10:35.520	+27.949	13:00:22.248	3	10:44.043	+17.609	11:36:12.052	11	11:20.767	+33.573	13:06:19.1
12	<b>10:07.571</b>		13:10:29.819	4	10:35.000	+8.566	11:46:47.052	<b>(91) Danel TOLM</b>			
<b>(103*) Riho MÄGI</b>				5	10:54.168	+27.734	11:57:41.220	1			11:16:11.9
1			11:15:38.848	6	12:00.255	1:33.821	12:09:41.475	2	10:48.369	+11.938	11:27:00.2
				7	10:47.260	+20.826	12:20:28.735				

Võistluse korraldajad: MK Star Racing

Orbits

Võistluse juhid: Maria KARUMETS ja Tuljo MARTIN

Võistluse kohtunikud: Maria KARUMETS ja Tuljo MARTIN

Võistluse ajamõõt: Asper LEPPIK

Tulemused ja ringiajad: www.mylaps.ee

# Põrguliste Metsasõit IV etapp 2020

GRANDE FINALE

Aravete motokrossirada 5.500 km

Kestvussõit 120 minutit

29/08/2020 12:00

Race started at 11:04:00

Lap	Lap Tm	Diff	Time of Day	Lap	Lap Tm	Diff	Time of Day	Lap	Lap Tm	Diff	Time of Day
3	10:39.908	+3.477	11:37:40.204	11	<b>10:43.614</b>		13:06:46.444	6	11:04.670	+9.371	12:12:40.6
4	10:38.878	+2.447	11:48:19.082					7	11:03.382	+8.083	12:23:44.0
5	<b>10:36.431</b>		11:58:55.513	<b>(642) Margus TIIMANN</b>				8	10:59.111	+3.812	12:34:43.1
6	10:52.026	+15.595	12:09:47.539	1			11:16:25.859	9	10:58.165	+2.866	12:45:41.3
7	11:03.309	+26.878	12:20:50.848	2	11:04.398	+24.867	11:27:30.257	10	10:58.582	+3.283	12:56:39.8
8	11:12.692	+36.261	12:32:03.540	3	10:51.649	+12.118	11:38:21.906	11	<b>10:55.299</b>		13:07:35.1
9	11:22.933	+46.502	12:43:26.473	4	<b>10:39.531</b>		11:49:01.437	<b>(113) Maa MEES</b>			
10	11:30.137	+53.706	12:54:56.610	5	10:44.210	+4.679	11:59:45.647	1			11:16:40.8
11	11:37.580	-1:01.149	13:06:34.190	6	10:55.107	+15.576	12:10:40.754	2	11:25.402	+32.834	11:28:06.2
<b>(97) Hado ALAPERT</b>				7	10:56.752	+17.221	12:21:37.506	3	11:01.400	+8.832	11:39:07.6
1			11:15:34.873	8	11:23.234	+43.703	12:33:00.740	4	<b>10:52.568</b>		11:50:00.2
2	11:00.682	+20.852	11:26:35.555	9	11:17.717	+38.186	12:44:18.457	5	10:58.617	+6.049	12:00:58.8
3	10:53.371	+13.541	11:37:28.926	10	11:31.700	+52.169	12:55:50.157	6	10:54.797	+2.229	12:11:53.6
4	10:48.796	+8.966	11:48:17.722	11	11:07.256	+27.725	13:06:57.413	7	11:10.645	+18.077	12:23:04.3
5	10:45.793	+5.963	11:59:03.515	<b>(152) Indrek TOMINGAS</b>				8	11:13.520	+20.952	12:34:17.8
6	<b>10:39.830</b>		12:09:43.345	1			11:16:43.996	9	11:10.094	+17.526	12:45:27.9
7	11:14.801	+34.971	12:20:58.146	2	11:30.797	+46.620	11:28:14.793	10	11:21.818	+29.250	12:56:49.7
8	11:12.139	+32.309	12:32:10.285	3	10:55.746	+11.569	11:39:10.539	11	11:38.285	+45.717	13:08:28.0
9	11:35.705	+55.875	12:43:45.990	4	10:56.321	+12.144	11:50:06.860	<b>(318) Riho AUTOMIHKEL</b>			
10	11:21.585	+41.755	12:55:07.575	5	10:53.017	+8.840	12:00:59.877	1			11:16:42.9
11	11:29.064	+49.234	13:06:36.639	6	<b>10:44.177</b>		12:11:44.054	2	11:12.833	+25.902	11:27:55.8
<b>(172) Jaak JAAKSON</b>				7	10:49.164	+4.987	12:22:33.218	3	11:09.189	+22.258	11:39:05.0
1			11:16:37.834	8	10:54.664	+10.487	12:33:27.882	4	11:08.852	+21.921	11:50:13.8
2	11:10.790	+27.655	11:27:48.624	9	11:13.101	+28.924	12:44:40.983	5	11:03.821	+16.890	12:01:17.6
3	10:56.015	+12.880	11:38:44.639	10	11:25.400	+41.223	12:56:06.383	6	12:19.883	1:32.952	12:13:37.5
4	10:52.620	+9.485	11:49:37.259	11	10:53.026	+8.849	13:06:59.409	7	11:37.294	+50.363	12:25:14.8
5	<b>10:43.135</b>		12:00:20.394	<b>(992) Keevin SOKOLOV</b>				8	10:48.084	+1.153	12:36:02.9
6	10:57.124	+13.989	12:11:17.518	1			11:16:38.435	9	10:57.589	+10.658	12:47:00.5
7	10:47.364	+4.229	12:22:04.882	2	11:07.505	+36.364	11:27:45.940	10	<b>10:46.931</b>		12:57:47.4
8	10:59.681	+16.546	12:33:04.563	3	11:05.284	+34.143	11:38:51.224	11	10:48.126	+1.195	13:08:35.5
9	11:08.413	+25.278	12:44:12.976	4	10:49.698	+18.557	11:49:40.922	<b>(99) Lainer TRUSSMANN</b>			
10	11:21.502	+38.367	12:55:34.478	5	10:49.335	+18.194	12:00:30.257	1			11:16:24.6
11	11:04.173	+21.038	13:06:38.651	6	12:30.133	1:58.992	12:13:00.390	2	11:25.385	+35.697	11:27:50.0
<b>(400) Risto HAUGAS</b>				7	10:59.109	+27.968	12:23:59.499	3	11:26.064	+36.376	11:39:16.0
1			11:15:42.587	8	10:58.095	+26.954	12:34:57.594	4	11:20.965	+31.277	11:50:37.0
2	10:53.276	+9.662	11:26:35.863	9	10:55.226	+24.085	12:45:52.820	5	11:12.509	+22.821	12:01:49.5
3	11:06.168	+22.554	11:37:42.031	10	10:47.369	+16.228	12:56:40.189	6	11:02.780	+13.092	12:12:52.3
4	11:13.819	+30.205	11:48:55.850	11	<b>10:31.141</b>		13:07:11.330	7	11:42.435	+52.747	12:24:34.7
5	10:52.035	+8.421	11:59:47.885	<b>(247) Tormi RAIK</b>				8	11:00.309	+10.621	12:35:35.0
6	12:45.634	2:02.020	12:12:33.519	1			11:15:59.956	9	11:28.424	+38.736	12:47:03.5
7	10:47.799	+4.185	12:23:21.318	2	11:09.119	+13.820	11:27:09.075	10	11:15.092	+25.404	12:58:18.5
8	10:57.995	+14.381	12:34:19.313	3	11:07.218	+11.919	11:38:16.293	11	<b>10:49.688</b>		13:09:08.2
9	10:46.733	+3.119	12:45:06.046	4	11:04.848	+9.549	11:49:21.141	<b>(988) Martin RAIM</b>			
10	10:56.784	+13.170	12:56:02.830	5	12:14.836	1:19.537	12:01:35.977				

Võistluse korraldajad: MK Star Racing

Orbits

Võistluse juhid: Maria KARUMETS ja Tuljo MARTIN

Võistluse kohtunikud: Maria KARUMETS ja Tuljo MARTIN

Võistluse ajamõõt: Asper LEPPIK

Tulemused ja ringiajad: www.mylaps.ee

Printed: 29/08/2020 21:54:03

# Põrguliste Metsasõit IV etapp 2020

GRANDE FINALE

Aravete motokrossirada 5.500 km

Kestvussõit 120 minutit

29/08/2020 12:00

Race started at 11:04:00

Lap	Lap Tm	Diff	Time of Day	Lap	Lap Tm	Diff	Time of Day	Lap	Lap Tm	Diff	Time of Day
1			11:17:26.721	9	11:11.873	+7.360	12:49:16.036	4	11:42.236	+18.245	11:50:32.9
2	10:56.535	+5.954	11:28:23.256	10	11:23.771	+19.258	13:00:39.807	5	<b>11:23.991</b>		12:01:56.9
3	10:51.394	+0.813	11:39:14.650	11	11:28.783	+24.270	13:12:08.590	6	11:40.285	+16.294	12:13:37.2
4	<b>10:50.581</b>		11:50:05.231	<b>(25) Tanel TAMM / Sander SÕÖT</b>				7	11:39.413	+15.422	12:25:16.6
5	11:07.986	+17.405	12:01:13.217	1			11:16:46.341	8	11:55.408	+31.417	12:37:12.0
6	10:58.702	+8.121	12:12:11.919	2	11:34.589	+26.612	11:28:20.930	9	11:38.946	+14.955	12:48:50.9
7	11:44.916	+54.335	12:23:56.835	3	11:19.295	+11.318	11:39:40.225	10	12:00.233	+36.242	13:00:51.2
8	11:24.485	+33.904	12:35:21.320	4	<b>11:07.977</b>		11:50:48.202	11	11:43.890	+19.899	13:12:35.1
9	11:21.626	+31.045	12:46:42.946	5	12:30.354	1:22.377	12:03:18.556	<b>(900) Risto VANATOA</b>			
10	11:27.452	+36.871	12:58:10.398	6	11:33.383	+25.406	12:14:51.939	1			11:15:46.8
11	11:14.831	+24.250	13:09:25.229	7	11:22.363	+14.386	12:26:14.302	2	<b>10:58.787</b>		11:26:45.6
<b>(6) Taisto LOOPERE</b>				8	12:04.171	+56.194	12:38:18.473	3	11:07.712	+8.925	11:37:53.3
1			11:16:19.674	9	11:26.549	+18.572	12:49:45.022	4	11:00.789	+2.002	11:48:54.1
2	<b>11:07.550</b>		11:27:27.224	10	11:20.963	+12.986	13:01:05.985	5	11:05.340	+6.553	11:59:59.5
3	11:21.278	+13.728	11:38:48.502	11	11:22.615	+14.638	13:12:28.600	6	11:24.016	+25.229	12:11:23.5
4	11:12.586	+5.036	11:50:01.088	<b>(133) Silver EERIK</b>				7	14:25.240	3:26.450	12:25:48.7
5	11:37.003	+29.453	12:01:38.091	1			11:15:41.969	8	11:16.606	+17.819	12:37:05.3
6	11:10.598	+3.048	12:12:48.689	2	11:21.650	+8.025	11:27:03.619	9	11:57.436	+58.649	12:49:02.8
7	11:21.843	+14.293	12:24:10.532	3	11:23.185	+9.560	11:38:26.804	10	11:57.967	+59.180	13:01:00.7
8	11:19.337	+11.787	12:35:29.869	4	<b>11:13.625</b>		11:49:40.429	11	11:46.863	+48.076	13:12:47.6
9	11:20.122	+12.572	12:46:49.991	5	11:24.780	+11.155	12:01:05.209	<b>(171) Siim LASTIK</b>			
10	11:29.442	+21.892	12:58:19.433	6	11:34.256	+20.631	12:12:39.465	1			11:16:12.7
11	12:01.975	+54.425	13:10:21.408	7	11:47.870	+34.245	12:24:27.335	2	10:52.458	+11.744	11:27:05.1
<b>(848) Mikko VÕHMA</b>				8	11:51.402	+37.777	12:36:18.737	3	<b>10:40.714</b>		11:37:45.9
1			11:16:27.150	9	12:00.853	+47.228	12:48:19.590	4	11:08.731	+28.017	11:48:54.6
2	11:08.650	+2.933	11:27:35.800	10	11:54.614	+40.989	13:00:14.204	5	10:47.234	+6.520	11:59:41.8
3	11:17.673	+11.956	11:38:53.473	11	12:15.994	1:02.360	13:12:30.198	6	10:46.756	+6.042	12:10:28.6
4	<b>11:05.717</b>		11:49:59.190	<b>(80) Virgo TUUL</b>				7	10:53.782	+13.068	12:21:22.4
5	11:19.609	+13.892	12:01:18.799	1			11:18:11.424	8	10:53.701	+12.987	12:32:16.1
6	11:25.599	+19.882	12:12:44.398	2	12:17.511	1:21.460	11:30:28.935	9	11:41.976	1:01.260	12:43:58.0
7	11:25.421	+19.704	12:24:09.819	3	11:24.141	+28.098	11:41:53.076	10	12:40.599	1:59.880	12:56:38.6
8	11:30.936	+25.219	12:35:40.755	4	11:38.428	+42.385	11:53:31.504	11	16:27.234	5:46.520	13:13:05.9
9	11:26.082	+20.365	12:47:06.837	5	11:24.988	+28.945	12:04:56.492	<b>(500) Jaanus VIHTLA</b>			
10	12:03.125	+57.408	12:59:09.962	6	<b>10:56.043</b>		12:15:52.535	1			11:16:39.2
11	11:55.384	+49.667	13:11:05.346	7	11:16.916	+20.873	12:27:09.451	2	11:47.103	+23.404	11:28:26.3
<b>(106) Jaanus NOVIKOV</b>				8	11:05.179	+9.136	12:38:14.630	3	11:38.122	+14.423	11:40:04.5
1			11:18:09.231	9	11:09.848	+13.805	12:49:24.478	4	11:39.521	+15.822	11:51:44.0
2	12:09.782	1:05.260	11:30:19.013	10	11:35.038	+38.995	13:00:59.516	5	<b>11:23.699</b>		12:03:07.7
3	11:19.792	+15.279	11:41:38.805	11	11:33.161	+37.118	13:12:32.677	6	11:36.441	+12.742	12:14:44.1
4	11:35.236	+30.723	11:53:14.041	<b>(93) Üllar JÄRVE</b>				7	11:38.218	+14.519	12:26:22.3
5	11:17.153	+12.640	12:04:31.194	1			11:15:58.506	8	11:31.052	+7.353	12:37:53.4
6	11:10.687	+6.174	12:15:41.881	2	11:26.457	+2.466	11:27:24.963	9	12:00.642	+36.943	12:49:54.0
7	11:17.769	+13.256	12:26:59.650	3	11:25.740	+1.749	11:38:50.703	10	11:57.330	+33.631	13:01:51.4
8	<b>11:04.513</b>		12:38:04.163					11	11:42.160	+18.461	13:13:33.5

Võistluse korraldajad: MK Star Racing

Orbits

Võistluse juhid: Maria KARUMETS ja Tuljo MARTIN

Võistluse kohtunikud: Maria KARUMETS ja Tuljo MARTIN

Võistluse ajamõõt: Asper LEPPIK Tulemused ja ringiajad: www.mylaps.ee

# Põrguliste Metsasõit IV etapp 2020

GRANDE FINALE

Aravete motokrossirada 5.500 km

Kestvussõit 120 minutit

29/08/2020 12:00

Race started at 11:04:00

Lap	Lap Tm	Diff	Time of Day	Lap	Lap Tm	Diff	Time of Day	Lap	Lap Tm	Diff	Time of Day
<b>(101) Allan SEEPERE</b>				7	11:38.198	+19.366	12:27:52.942	5	12:20.486	+53.211	12:03:57.8
1			11:17:24.182	8	11:51.066	+32.234	12:39:44.008	6	12:02.333	+35.058	12:16:00.1
2	11:35.637	+35.487	11:28:59.819	9	11:49.685	+30.853	12:51:33.693	7	11:54.911	+27.636	12:27:55.0
3	11:05.235	+5.085	11:40:05.054	10	12:03.283	+44.451	13:03:36.976	8	12:16.925	+49.650	12:40:11.9
4	11:11.205	+11.055	11:51:16.259	11	12:45.005	1:26.173	13:16:21.981	9	12:25.461	+58.186	12:52:37.4
5	<b>11:00.150</b>		12:02:16.409	<b>(137) Alo VIIIELO</b>				10	11:40.068	+12.793	13:04:17.5
6	11:31.258	+31.108	12:13:47.667	1			11:17:52.705	<b>(148) Juhan JAKOBSON</b>			
7	11:32.797	+32.647	12:25:20.464	2	11:46.178	+56.201	11:29:38.883	1			11:17:09.4
8	11:41.637	+41.487	12:37:02.101	3	11:31.560	+41.583	11:41:10.443	2	11:56.381	+43.651	11:29:05.7
9	12:06.847	1:06.697	12:49:08.948	4	11:10.608	+20.631	11:52:21.051	3	11:51.779	+39.049	11:40:57.5
10	11:57.144	+56.994	13:01:06.092	5	11:02.370	+12.393	12:03:23.421	4	13:44.314	2:31.584	11:54:41.8
11	12:43.950	1:43.800	13:13:50.042	6	11:20.227	+30.250	12:14:43.648	5	11:56.895	+44.165	12:06:38.7
<b>(103) Tiit LIIVING</b>				7	11:06.363	+16.386	12:25:50.011	6	11:34.533	+21.803	12:18:13.3
1			11:18:00.503	8	11:10.467	+20.490	12:37:00.478	7	11:54.560	+41.830	12:30:07.8
2	11:55.960	+55.182	11:29:56.463	9	<b>10:49.977</b>		12:47:50.455	8	11:19.718	+6.988	12:41:27.5
3	11:39.554	+38.776	11:41:36.017	10	11:17.953	+27.976	12:59:08.408	9	11:41.874	+29.144	12:53:09.4
4	12:08.268	1:07.490	11:53:44.285	<b>(46) Hendrik KALJUVEE</b>				10	<b>11:12.730</b>		13:04:22.2
5	11:53.377	+52.599	12:05:37.662	1			11:17:05.818	<b>(376) Joel KALJU / Allan SAARSITE</b>			
6	11:43.664	+42.886	12:17:21.326	2	11:53.590	+6.734	11:28:59.408	1			11:18:05.5
7	11:31.728	+30.950	12:28:53.054	3	11:55.708	+8.852	11:40:55.116	2	12:39.529	1:38.393	11:30:45.0
8	11:23.598	+22.820	12:40:16.652	4	11:53.827	+6.971	11:52:48.943	3	12:03.557	1:02.421	11:42:48.5
9	11:53.043	+52.265	12:52:09.695	5	11:49.093	+2.237	12:04:38.036	4	11:23.656	+22.520	11:54:12.2
10	11:28.724	+27.946	13:03:38.419	6	<b>11:46.856</b>		12:16:24.892	5	11:54.377	+53.241	12:06:06.6
11	<b>11:00.778</b>		13:14:39.197	7	11:54.313	+7.457	12:28:19.205	6	11:42.452	+41.316	12:17:49.0
<b>(776) Ardo TIITS</b>				8	11:52.913	+6.057	12:40:12.118	7	12:14.754	1:13.618	12:30:03.8
1			11:17:42.137	9	11:56.435	+9.579	12:52:08.553	8	<b>11:01.136</b>		12:41:04.9
2	11:57.976	+35.052	11:29:40.113	10	11:59.403	+12.547	13:04:07.956	9	12:05.923	1:04.787	12:53:10.8
3	11:54.177	+31.253	11:41:34.290	<b>(111) Sahvka</b>				10	11:12.370	+11.234	13:04:23.2
4	11:36.497	+13.573	11:53:10.787	1			11:16:14.869	<b>(198) Virkko PARTS</b>			
5	11:50.393	+27.469	12:05:01.180	2	12:06.317	+34.757	11:28:21.186	1			11:18:10.5
6	12:17.949	+55.025	12:17:19.129	3	<b>11:31.560</b>		11:39:52.746	2	12:01.393	+44.267	11:30:11.9
7	<b>11:22.924</b>		12:28:42.053	4	11:41.958	+10.398	11:51:34.704	3	<b>11:17.126</b>		11:41:29.0
8	11:39.620	+16.696	12:40:21.673	5	11:40.603	+9.043	12:03:15.307	4	11:28.748	+11.622	11:52:57.8
9	11:35.279	+12.355	12:51:56.952	6	11:54.774	+23.214	12:15:10.081	5	12:29.514	1:12.388	12:05:27.3
10	11:27.062	+4.138	13:03:24.014	7	11:54.847	+23.287	12:27:04.928	6	11:34.764	+17.638	12:17:02.1
11	11:38.758	+15.834	13:15:02.772	8	11:51.149	+19.589	12:38:56.077	7	11:32.418	+15.292	12:28:34.5
<b>(707) Toomas SOODLA / Kusti KOOKMAA</b>				9	12:19.724	+48.164	12:51:15.801	8	11:40.062	+22.936	12:40:14.5
1			11:17:44.963	10	12:54.313	1:22.753	13:04:10.114	9	12:41.470	1:24.344	12:52:56.0
2	11:44.174	+25.342	11:29:29.137	<b>(91*) Rait TAMP</b>				10	11:55.927	+38.801	13:04:51.9
3	11:57.014	+38.182	11:41:26.151	1			11:16:46.377	<b>(723) Jüri VIIDIK</b>			
4	11:40.208	+21.376	11:53:06.359	2	11:42.602	+15.327	11:28:28.979	1			11:17:59.4
5	<b>11:18.832</b>		12:04:25.191	3	<b>11:27.275</b>		11:39:56.254	2	12:30.379	+54.617	11:30:29.8
6	11:49.553	+30.721	12:16:14.744	4	11:41.090	+13.815	11:51:37.344	3	11:46.492	+10.730	11:42:16.3

Võistluse korraldajad: MK Star Racing

Orbits

Võistluse juhid: Maria KARUMETS ja Tuljo MARTIN

Võistluse kohtunikud: Maria KARUMETS ja Tuljo MARTIN

Võistluse ajamõõt: Asper LEPIIK

Tulemused ja ringiajad: www.mylaps.ee

Printed: 29/08/2020 21:54:03



# Põrguliste Metsasõit IV etapp 2020

GRANDE FINALE

Aravete motokrossirada 5.500 km

Kestvussõit 120 minutit

29/08/2020 12:00

Race started at 11:04:00

Lap	Lap Tm	Diff	Time of Day	Lap	Lap Tm	Diff	Time of Day	Lap	Lap Tm	Diff	Time of Day
4	11:46.385	+10.623	11:54:02.745	3	11:45.361	+10.071	11:41:33.298	2	12:23.597	+53.838	11:30:26.9
5	11:58.048	+22.286	12:06:00.793	4	11:46.941	+11.651	11:53:20.239	3	11:52.552	+22.793	11:42:19.4
6	<b>11:35.762</b>		12:17:36.555	5	12:04.965	+29.675	12:05:25.204	4	<b>11:29.759</b>		11:53:49.2
7	11:40.181	+4.419	12:29:16.736	6	13:01.487	1:26.197	12:18:26.691	5	12:03.567	+33.808	12:05:52.7
8	11:46.043	+10.281	12:41:02.779	7	11:49.227	+13.937	12:30:15.918	6	12:47.683	1:17.924	12:18:40.4
9	12:05.554	+29.792	12:53:08.333	8	11:48.016	+12.726	12:42:03.934	7	11:41.257	+11.498	12:30:21.7
10	11:48.254	+12.492	13:04:56.587	9	11:50.684	+15.394	12:53:54.618	8	11:57.947	+28.188	12:42:19.6
				10	<b>11:35.290</b>		13:05:29.908	9	12:25.978	+56.219	12:54:45.6
<b>(411) Tõnu JAIRUS</b>				<b>(94) Aleksnadre LIPETSKI</b>				<b>(1211) Ardo TÄRNO</b>			
1			11:18:09.814	1			11:17:40.328	1			11:16:34.4
2	12:38.203	-1:26.880	11:30:48.017	2	11:50.360	+2.149	11:29:30.688	2	<b>11:31.296</b>		11:28:05.7
3	12:24.429	-1:13.100	11:43:12.446	3	<b>11:48.211</b>		11:41:18.899	3	11:45.046	+13.750	11:39:50.8
4	12:03.467	+52.144	11:55:15.913	4	11:59.758	+11.547	11:53:18.657	4	12:03.499	+32.203	11:51:54.3
5	12:05.970	+54.647	12:07:21.883	5	11:58.447	+10.236	12:05:17.104	5	12:34.929	1:03.630	12:04:29.2
6	11:50.647	+39.324	12:19:12.530	6	12:36.481	+48.270	12:17:53.585	6	13:22.084	1:50.780	12:17:51.3
7	11:26.577	+15.254	12:30:39.107	7	12:14.753	+26.542	12:30:08.338	7	12:38.263	1:06.967	12:30:29.5
8	11:42.339	+31.016	12:42:21.446	8	11:52.523	+4.312	12:42:00.861	8	12:13.765	+42.469	12:42:43.3
9	11:38.109	+26.786	12:53:59.555	9	11:52.369	+4.158	12:53:53.230	9	12:21.102	+49.806	12:55:04.4
10	<b>11:11.323</b>		13:05:10.878	10	12:19.197	+30.986	13:06:12.427	10	12:44.155	1:12.850	13:07:48.5
<b>(403) Heiko KOMENDANT / Ott KOMENDANT</b>				<b>(47*) Meelis TOODING</b>				<b>(62) Ülar SELLIN</b>			
1			11:17:01.531	1			11:17:47.953	1			11:18:14.8
2	12:05.887	+35.464	11:29:07.418	2	11:50.820	+7.806	11:29:38.773	2	12:36.427	+56.082	11:30:51.2
3	12:06.521	+36.098	11:41:13.939	3	11:55.137	+12.123	11:41:33.910	3	12:20.314	+39.969	11:43:11.5
4	12:32.997	-1:02.574	11:53:46.936	4	12:47.304	1:04.290	11:54:21.214	4	<b>11:40.345</b>		11:54:51.9
5	12:11.566	+41.143	12:05:58.502	5	<b>11:43.014</b>		12:06:04.228	5	11:43.859	+3.514	12:06:35.7
6	11:38.653	+8.230	12:17:37.155	6	11:54.157	+11.143	12:17:58.385	6	11:41.106	+0.761	12:18:16.9
7	<b>11:30.423</b>		12:29:07.578	7	12:04.092	+21.078	12:30:02.477	7	12:04.174	+23.829	12:30:21.0
8	12:41.093	-1:10.670	12:41:48.671	8	11:47.407	+4.393	12:41:49.884	8	12:02.576	+22.231	12:42:23.6
9	11:37.276	+6.853	12:53:25.947	9	12:09.073	+26.059	12:53:58.957	9	12:29.287	+48.942	12:54:52.9
10	11:55.684	+25.261	13:05:21.631	10	12:14.559	+31.545	13:06:13.516	10	13:03.102	1:22.757	13:07:56.0
<b>(52) Risto MANGMANN</b>				<b>(519) Vladimir NIKISIN / Toivo KALJAS</b>				<b>(83) Hr. RAAM</b>			
1			11:17:21.365	1			11:17:16.762	1			11:17:41.1
2	11:50.577	+3.080	11:29:11.942	2	12:19.678	+59.171	11:29:36.440	2	<b>11:54.737</b>		11:29:35.9
3	<b>11:47.497</b>		11:40:59.439	3	11:47.613	+27.106	11:41:24.053	3	12:05.335	+10.598	11:41:41.2
4	11:57.762	+10.265	11:52:57.201	4	11:47.601	+27.094	11:53:11.654	4	12:04.094	+9.357	11:53:45.3
5	11:58.374	+10.877	12:04:55.575	5	13:38.714	2:18.207	12:06:50.368	5	12:11.463	+16.726	12:05:56.8
6	11:57.306	+9.809	12:16:52.881	6	11:33.742	+13.235	12:18:24.110	6	12:06.582	+11.845	12:18:03.3
7	11:59.442	+11.945	12:28:52.323	7	12:31.443	1:10.930	12:30:55.553	7	12:32.881	+38.144	12:30:36.2
8	12:02.795	+15.298	12:40:55.118	8	<b>11:20.507</b>		12:42:16.060	8	12:22.631	+27.894	12:42:58.9
9	12:05.907	+18.410	12:53:01.025	9	12:05.524	+45.017	12:54:21.584	9	12:51.146	+56.409	12:55:50.0
10	12:21.420	+33.923	13:05:22.445	10	12:07.870	+47.363	13:06:29.454	10	12:43.294	+48.557	13:08:33.3
<b>(23) Indrek ASSER</b>				<b>(467) Alfred ROSENBERG</b>				<b>(11*) Kalju OSULA / Kerbert VIIMSALU</b>			
1			11:17:57.211	1			11:18:03.322				
2	11:50.726	+15.436	11:29:47.937								

Võistluse korraldajad: MK Star Racing

Orbits

Võistluse juhid: Maria KARUMETS ja Tuljo MARTIN

Võistluse kohtunikud: Maria KARUMETS ja Tuljo MARTIN

Võistluse ajamõõt: Asper LEPPIK Tulemused ja ringiajad: www.mylaps.ee

# Põrguliste Metsasõit IV etapp 2020

GRANDE FINALE

Aravete motokrossirada 5.500 km

Kestvussõit 120 minutit

29/08/2020 12:00

Race started at 11:04:00

Lap	Lap Tm	Diff	Time of Day	Lap	Lap Tm	Diff	Time of Day	Lap	Lap Tm	Diff	Time of Day
1			11:20:09.138	<b>(51) Aivo KUUS</b>				<b>(10) Sven RAID</b>			
2	14:22.077	3:55.571	11:34:31.215	1			11:17:43.610	1			11:16:33.4
3	11:56.264	1:29.758	11:46:27.479	2	11:54.548	+16.965	11:29:38.158	2	12:30.809	+24.767	11:29:04.2
4	12:05.934	1:39.428	11:58:33.413	3	11:52.980	+15.397	11:41:31.138	3	12:22.371	+16.329	11:41:26.6
5	13:31.091	3:04.585	12:12:04.504	4	11:42.168	+4.585	11:53:13.306	4	<b>12:06.042</b>		11:53:32.6
6	11:04.695	+38.189	12:23:09.199	5	11:44.803	+7.220	12:04:58.109	5	12:55.476	+49.434	12:06:28.1
7	10:56.294	+29.788	12:34:05.493	6	<b>11:37.583</b>		12:16:35.692	6	12:43.669	+37.627	12:19:11.8
8	13:16.078	2:49.572	12:47:21.571	7	12:01.575	+23.992	12:28:37.267	7	12:37.463	+31.421	12:31:49.2
9	10:46.409	+19.903	12:58:07.980	8	16:08.876	4:31.293	12:44:46.143	8	12:42.267	+36.225	12:44:31.5
10	<b>10:26.506</b>		13:08:34.486	9	11:51.501	+13.918	12:56:37.644	9	13:19.105	1:13.063	12:57:50.6
<b>(377) Urmass HAAB</b>				10	12:35.504	+57.921	13:09:13.148	10	12:53.509	+47.467	13:10:44.1
1			11:17:46.070	<b>(515) Madis PÄHNA</b>				<b>(149) Alar TOOME</b>			
2	12:07.040	+22.189	11:29:53.110	1			11:17:56.419	1			11:18:06.6
3	11:50.386	+5.535	11:41:43.496	2	12:21.470	+15.365	11:30:17.889	2	12:48.574	1:17.548	11:30:55.2
4	11:53.203	+8.352	11:53:36.699	3	12:13.095	+6.990	11:42:30.984	3	11:55.421	+24.395	11:42:50.6
5	<b>11:44.851</b>		12:05:21.550	4	12:12.441	+6.336	11:54:43.425	4	11:57.603	+26.577	11:54:48.2
6	11:51.449	+6.598	12:17:12.999	5	12:33.995	+27.890	12:07:17.420	5	17:36.982	6:05.956	12:12:25.2
7	15:44.209	3:59.358	12:32:57.208	6	<b>12:06.105</b>		12:19:23.525	6	11:40.381	+9.355	12:24:05.5
8	11:57.242	+12.391	12:44:54.450	7	12:09.668	+3.563	12:31:33.193	7	11:54.013	+22.987	12:35:59.6
9	12:01.156	+16.305	12:56:55.606	8	12:35.231	+29.126	12:44:08.424	8	<b>11:31.026</b>		12:47:30.6
10	11:59.184	+14.333	13:08:54.790	9	12:25.803	+19.698	12:56:34.227	9	11:56.642	+25.616	12:59:27.2
<b>(77) Kaido NIIN</b>				10	12:52.741	+46.636	13:09:26.968	10	11:58.423	+27.397	13:11:25.6
1			11:16:40.129	<b>(47) Kaljo TIITS</b>				<b>(101*) Mikk KARMISTE</b>			
2	11:33.986	+25.462	11:28:14.115	1			11:18:01.387	1			11:18:42.3
3	<b>11:08.524</b>		11:39:22.639	2	12:22.597	+36.242	11:30:23.984	2	12:24.618	+38.815	11:31:06.9
4	11:24.258	+15.734	11:50:46.897	3	13:01.131	1:14.776	11:43:25.115	3	12:15.458	+29.655	11:43:22.4
5	11:12.855	+4.331	12:01:59.752	4	11:51.951	+5.596	11:55:17.066	4	12:29.852	+44.049	11:55:52.3
6	11:42.610	+34.086	12:13:42.362	5	11:59.882	+13.527	12:07:16.948	5	12:19.340	+33.537	12:08:11.6
7	11:30.829	+22.305	12:25:13.191	6	11:52.544	+6.189	12:19:09.492	6	11:54.245	+8.442	12:20:05.8
8	12:09.971	1:01.447	12:37:23.162	7	13:35.437	1:49.082	12:32:44.929	7	12:06.914	+21.111	12:32:12.8
9	11:29.909	+21.385	12:48:53.071	8	12:59.448	1:13.093	12:45:44.377	8	<b>11:45.803</b>		12:43:58.6
10	20:13.323	9:04.799	13:09:06.394	9	<b>11:46.355</b>		12:57:30.732	9	12:44.019	+58.216	12:56:42.6
<b>(76) Muhu SAAR</b>				10	12:17.848	+31.493	13:09:48.580	10	14:47.129	3:01.326	13:11:29.7
1			11:18:20.886	<b>(555) Lauri OLESK</b>				<b>(3) Agor TRUMP / Priit PIHLAKAS</b>			
2	12:07.066	+15.539	11:30:27.952	1			11:17:50.073	1			11:17:07.0
3	<b>11:51.527</b>		11:42:19.479	2	12:06.107	+3.965	11:29:56.180	2	12:23.961	+28.033	11:29:31.0
4	12:18.195	+26.668	11:54:37.674	3	12:03.729	+1.587	11:41:59.909	3	14:31.086	2:35.158	11:44:02.1
5	12:00.100	+8.573	12:06:37.774	4	<b>12:02.142</b>		11:54:02.051	4	<b>11:55.928</b>		11:55:58.0
6	12:31.415	+39.888	12:19:09.189	5	12:13.086	+10.944	12:06:15.137	5	13:51.235	1:55.307	12:09:49.2
7	12:21.993	+30.466	12:31:31.182	6	12:38.240	+36.098	12:18:53.377	6	12:00.290	+4.362	12:21:49.5
8	12:25.762	+34.235	12:43:56.944	7	12:35.569	+33.427	12:31:28.946	7	13:25.707	1:29.779	12:35:15.2
9	12:36.390	+44.863	12:56:33.334	8	12:49.629	+47.487	12:44:18.575	8	12:13.466	+17.538	12:47:28.7
10	12:37.830	+46.303	13:09:11.164	9	12:31.344	+29.202	12:56:49.919	9	13:01.058	1:05.130	13:00:29.8

Võistluse korraldajad: MK Star Racing

Orbits

Võistluse juhid: Maria KARUMETS ja Tuljo MARTIN

Võistluse kohtunikud: Maria KARUMETS ja Tuljo MARTIN

Võistluse ajamõõt: Asper LEPPIK Tulemused ja ringiajad: www.mylaps.ee

Printed: 29/08/2020 21:54:03

# Põrguliste Metsasõit IV etapp 2020

GRANDE FINALE

Aravete motokrossirada 5.500 km

Kestvussõit 120 minutit

29/08/2020 12:00

Race started at 11:04:00

Lap	Lap Tm	Diff	Time of Day
10	12:11.575	+15.647	13:12:41.381

(4) Henry JÕEMEES

1			11:17:33.453
2	12:09.874	+33.148	11:29:43.327
3	13:14.966	-1:38.240	11:42:58.293
4	12:14.006	+37.280	11:55:12.299
5	<b>11:36.726</b>		12:06:49.025
6	17:06.130	-5:29.404	12:23:55.155
7	12:01.104	+24.378	12:35:56.259
8	12:05.475	+28.749	12:48:01.734
9	11:59.654	+22.928	13:00:01.388
10	12:57.800	-1:21.074	13:12:59.188

(421) Siim PUNGAS

1			11:17:39.202
2	11:41.169	+1.441	11:29:20.371
3	11:51.913	+12.185	11:41:12.284
4	12:17.066	+37.338	11:53:29.350
5	20:10.350	-8:30.622	12:13:39.700
6	<b>11:39.728</b>		12:25:19.428
7	11:40.652	+0.924	12:37:00.080
8	11:53.342	+13.614	12:48:53.422
9	12:00.941	+21.213	13:00:54.363
10	12:31.534	+51.806	13:13:25.897

(779) Rasmus VÄLLING

1			11:18:55.265
2	12:52.325	+43.782	11:31:47.590
3	12:39.349	+30.806	11:44:26.939
4	12:47.092	+38.549	11:57:14.031
5	12:14.106	+5.563	12:09:28.137
6	<b>12:08.543</b>		12:21:36.680
7	12:39.206	+30.663	12:34:15.886
8	12:42.728	+34.185	12:46:58.614
9	13:23.144	-1:14.601	13:00:21.758
10	13:36.618	-1:28.075	13:13:58.376

(350) Hannes NIID

1			11:18:01.315
2	12:45.874	+40.005	11:30:47.189
3	12:21.903	+16.034	11:43:09.092
4	<b>12:05.869</b>		11:55:14.961
5	14:06.134	-2:00.265	12:09:21.095
6	12:47.854	+41.985	12:22:08.949
7	12:59.365	+53.496	12:35:08.314
8	12:28.693	+22.824	12:47:37.007

Lap	Lap Tm	Diff	Time of Day
9	13:11.623	1:05.754	13:00:48.630
10	13:21.215	1:15.346	13:14:09.845

(42) Jarmo TALV

1			11:18:08.180
2	14:12.015	-1:53.475	11:32:20.195
3	<b>12:18.542</b>		11:44:38.737
4	12:35.728	+17.186	11:57:14.465
5	12:44.777	+26.235	12:09:59.242
6	13:28.420	-1:09.875	12:23:27.662
7	12:31.463	+12.921	12:35:59.125
8	12:28.073	+9.531	12:48:27.198
9	12:36.873	+18.331	13:01:04.071
10	13:20.623	-1:02.081	13:14:24.694

(414) Tiit LAUGAS

1			11:18:53.768
2	<b>12:57.798</b>		11:31:51.566
3	13:09.362	+11.564	11:45:00.928
4	13:24.511	+26.713	11:58:25.439
5	13:01.569	+3.771	12:11:27.008
6	12:57.854	+0.056	12:24:24.862
7	13:18.012	+20.214	12:37:42.874
8	13:43.527	+45.729	12:51:26.401
9	13:20.422	+22.624	13:04:46.823

(24) Ingvar ASI

1			11:19:18.560
2	15:06.486	-2:23.953	11:34:25.046
3	12:53.916	+11.383	11:47:18.962
4	13:09.875	+27.342	12:00:28.837
5	<b>12:42.533</b>		12:13:11.370
6	13:07.579	+25.046	12:26:18.949
7	12:58.912	+16.379	12:39:17.861
8	13:02.206	+19.673	12:52:20.067
9	13:05.970	+23.437	13:05:26.037

(555\*) Sten HAUGAS

1			11:17:41.603
2	14:02.086	+43.858	11:31:43.689
3	<b>13:18.228</b>		11:45:01.917
4	13:25.506	+7.278	11:58:27.423
5	17:23.949	-4:05.721	12:15:51.372
6	14:28.765	-1:10.537	12:30:20.137
7	15:20.773	-2:02.545	12:45:40.910
8	14:08.307	+50.079	12:59:49.217
9	13:24.581	+6.353	13:13:13.798

(939) Kaimo KEIR

1			11:19:52.600
2	13:53.713	-1:34.485	11:33:46.400
3	12:59.964	+40.736	11:46:46.300
4	<b>12:19.228</b>		11:59:05.500
5	14:07.077	-1:47.845	12:13:12.600
6	13:47.907	-1:28.675	12:27:00.500
7	14:45.895	-2:26.667	12:41:46.400
8	15:30.790	-3:11.562	12:57:17.200

(814) Siim VIIKMAN

1			11:17:47.300
2	12:37.706	+5.087	11:30:25.000
3	<b>12:32.619</b>		11:42:57.700
4	19:21.672	-6:49.053	12:02:19.300
5	17:33.880	-5:01.261	12:19:53.200
6	16:41.604	-4:08.985	12:36:34.800
7	14:27.729	-1:55.110	12:51:02.500
8	13:29.153	+56.534	13:04:31.700

(611) Arno-Marion TIITSO

1			11:20:18.600
2	<b>14:08.174</b>		11:34:26.800
3	14:17.192	+9.018	11:48:44.000
4	15:17.722	-1:09.545	12:04:01.700
5	15:19.211	-1:11.037	12:19:20.900
6	16:41.258	-2:33.084	12:36:02.100
7	20:10.365	-6:02.191	12:56:12.500
8	15:10.153	-1:01.975	13:11:22.700

(11) Riho RANNAMÄE

1			11:17:58.700
2	11:42.198	+20.624	11:29:40.900
3	11:46.562	+24.988	11:41:27.500
4	11:35.454	+13.880	11:53:03.000
5	<b>11:21.574</b>		12:04:24.500
6	26:59.455	-15:37.88	12:31:24.000
7	13:31.196	-2:09.622	12:44:55.200

(183) Villu VAIKRE

1			11:20:12.400
2	15:19.393	+11.306	11:35:31.800
3	<b>15:08.087</b>		11:50:39.800
4	16:22.448	-1:14.361	12:07:02.300
5	20:23.153	-5:15.066	12:27:25.400
6	17:11.818	-2:03.731	12:44:37.300

Võistluse korraldajad: MK Star Racing

Orbits

Võistluse juhid: Maria KARUMETS ja Tuljo MARTIN

Võistluse kohtunikud: Maria KARUMETS ja Tuljo MARTIN

Võistluse ajamõõt: Asper LEPPIK Tulemused ja ringiajad: www.mylaps.ee

# Põrguliste Metsasõit IV etapp 2020

GRANDE FINALE

Aravete motokrossirada 5.500 km

Kestvussõit 120 minutit

29/08/2020 12:00

Race started at 11:04:00


Lap	Lap Tm	Diff	Time of Day	Lap	Lap Tm	Diff	Time of Day	Lap	Lap Tm	Diff	Time of Day
7	15:27.231	+19.144	13:00:04.541								
<b>(69) Freddy VARIK</b>											
1			11:20:20.436								
2	<b>14:59.495</b>		11:35:19.931								
3	19:27.090	4:27.59€	11:54:47.021								
4	16:24.065	1:24.57€	12:11:11.086								
5	22:20.398	7:20.90€	12:33:31.484								
6	20:40.344	5:40.84€	12:54:11.828								
7	20:38.640	5:39.14€	13:14:50.468								
<b>(919) Mehis MIKK</b>											
1			11:18:50.453								
2	<b>12:24.431</b>		11:31:14.884								
3	12:32.897	+8.466	11:43:47.781								
4	12:39.367	+14.936	11:56:27.148								
5	12:54.706	+30.275	12:09:21.854								
6	16:59.497	4:35.06€	12:26:21.351								
<b>(303) Ken FLIGHT</b>											
1			11:36:03.826								
2	<b>10:46.085</b>		11:46:49.911								
3	20:46.359	10:00.27	12:07:36.270								
4	10:56.642	+10.557	12:18:32.912								
<b>(387) Alan LAANE</b>											
1			11:18:27.685								
<b>(222) Kermo KRUUSMANN</b>											
1			11:18:56.409								
<b>(125) Umm</b>											
1			11:22:59.584								

Põrguliste Metsasõit IV etapp 2020

GRANDE FINALE

Aravete motokrossirada 5.500 km

Võistlussõit + lisakatse




Pos	PIC	No.	Name	Class	M1.	R2.	Total points
1	1	609	Andrus LOMP	A	60	178	238
2	1	143	Ken / Kevin	Meeskond	55	180	235
3	2	343	Alari JÜRIÖÖ	A	57	177	234
4	2	707	Toomas SOODLA / Kusti KOOKMAA	Meeskond	58	176	234
5	3	247*	Tarmo TOMSON	A	59	174	233
6	3	176	Erki HELISTE / Andrus LÕÕBAS	Meeskond	53	178	231
7	4	1	Margus MALTSAR / Matis MALTSAR	Meeskond	46	179	225
8	4	22	Erki PALUSOO	A	49	175	224
9	5	11*	Kalju OSULA / Kerbert VIIMSALU	Meeskond	50	172	222
10	6	403	Heiko KOMENDANT / Ott KOMENDAL	Meeskond	47	174	221
11	5	55	Kristo OTS	A	51	166	217
12	6	795	Ando VAGA	A	48	168	216
13	7	654	Vaido KALM	A	34	179	213
14	7	25	Tanel TAMM / Sander SÖÖT	Meeskond	33	177	210
15	8	376	Joel KALJU / Allan SAARSITE	Meeskond	32	175	207
16	8	360	Ricky	A	26	180	206
17	9	519	Vladimir NIKISIN / Toivo KALJAS	Meeskond	31	173	204
18	9	171	Siim LASTIK	A	56	144	200
19	10	112	Karl KILTER	A	28	171	199
20	11	143	Marnet TEICHMANN	A	25	173	198
21	12	992	Keevin SOKOLOV	A	41	157	198
22	13	48	Kristjan KOLSAR	A	24	172	196
23	14	464	Mylts	A	20	167	187

Põrguliste Metsasõit IV etapp 2020

GRANDE FINALE

Aravete motokrossirada 5.500 km

Võistlussõit + lisakatse




Pos	PIC	No.	Name	Class	M1.	R2.	Total points
24	15	80	Virgo TUUL	A	40	147	187
25	16	247	Tormi RAIK	A	29	156	185
26	17	848	Mikk VÕHMA	A	35	150	185
27	18	133	Silver EERIK	A	37	148	185
28	19	818	Vahur TEDER	A	18	164	182
29	20	467	Alfred ROSENBERG	A	54	127	181
30	21	235	Tuljo MARTIN	A	--	176	176
31	22	46	Hendrik KALJUVEE	A	38	138	176
32	1	723	Jüri VIIDIK	B	42	133	175
33	10	3	Agor TRUMP / Priit PIHLAKAS	Meeskond	--	171	171
34	2	103*	Riho MÄGI	B	--	170	170
35	3	1211	Ardo TÄRNO	B	44	126	170
36	4	31	Raido ARON	B	--	169	169
37	5	111	Sahvka	B	30	137	167
38	6	85	Erik SAMOSKIN	B	--	165	165
39	7	500	Jaanus VIHTLA	B	21	143	164
40	8	91	Danel TOLM	B	--	163	163
41	9	97	Hado ALAPERT	B	--	162	162
42	10	172	Jaak JAAKSON	B	--	161	161
43	11	137	Alo VIIELO	B	22	139	161
44	12	77	Kaido NIIN	B	39	122	161
45	13	400	Risto HAUGAS	B	--	160	160
46	14	83	Hr. RAAM	B	36	124	160

Põrguliste Metsasõit IV etapp 2020

GRANDE FINALE

Aravete motokrossirada 5.500 km

Võistlussõit + lisakatse




Pos	PIC	No.	Name	Class	M1.	R2.	Total points
47	15	642	Margus TIIMANN	B	--	159	159
48	16	10	Sven RAID	B	43	116	159
49	17	101*	Mikk KARMISTE	B	45	114	159
50	18	152	Indrek TOMINGAS	B	--	158	158
51	19	113	Maa MEES	B	--	155	155
52	20	318	Riho AUTOMIHKEL	B	--	154	154
53	21	99	Lainer TRUSSMANN	B	--	153	153
54	22	988	Martin RAIM	B	--	152	152
55	1	6	Taisto LOOPERE	C	--	151	151
56	2	919	Mehis MIKK	C	52	99	151
57	3	106	Jaanus NOVIKOV	C	--	149	149
58	4	93	Üllar JÄRVE	C	--	146	146
59	5	377	Urmas HAAB	C	23	123	146
60	6	900	Risto VANATOJA	C	--	145	145
61	7	101	Allan SEEPERE	C	--	142	142
62	8	103	Tiit LIIVING	C	--	141	141
63	9	776	Ardo TIITS	C	--	140	140
64	10	91*	Rait TAMP	C	--	136	136
65	11	148	Juhan JAKOBSON	C	--	135	135
66	12	198	Virkko PARTS	C	--	134	134
67	13	411	Tõnu JAIRUS	C	--	132	132
68	14	939	Kaimo KEIR	C	27	105	132
69	15	52	Risto MANGMANN	C	--	131	131

Põrguliste Metsasõit IV etapp 2020

GRANDE FINALE

Aravete motokrossirada 5.500 km

Võistlussõit + lisakatse



Pos	PIC	No.	Name	Class	M1.	R2.	Total points
70	16	23	Indrek ASSER	C	--	130	130
71	17	94	Aleksnadre LIPETSKI	C	--	129	129
72	18	47*	Meelis TOODING	C	--	128	128
73	19	42	Jarmo TALV	C	19	109	128
74	20	62	Ülar SELLIN	C	--	125	125
75	21	76	Muhu SAAR	C	--	121	121
76	1	51	Aivo KUUS	D	--	120	120
77	2	515	Madis PÄHNA	D	--	119	119
78	3	47	Kaljo TIITS	D	--	118	118
79	4	183	Villu VAIKRE	D	17	101	118
80	5	555	Lauri OLESK	D	--	117	117
81	6	149	Alar TOOME	D	--	115	115
82	7	4	Henry JÕEMEES	D	--	113	113
83	8	421	Siim PUNGAS	D	--	112	112
84	9	779	Rasmus VÄLLING	D	--	111	111
85	10	350	Hannes NIID	D	--	110	110
86	11	414	Tiit LAUGAS	D	--	108	108
87	12	24	Ingvar ASI	D	--	107	107
88	13	555*	Sten HAUGAS	D	--	106	106
89	14	814	Siim VIIKMAN	D	--	104	104
90	15	611	Arno-Maron TIITSO	D	--	103	103
91	16	11	Riho RANNAMÄE	D	--	102	102
92	17	69	Freddy VARIK	D	--	100	100




Põrguliste Metsasõit IV etapp 2020

GRANDE FINALE

Aravete motokrossirada 5.500 km

Võistlussõit + lisakatse



Pos	PIC	No.	Name	Class	M1.	R2.	Total points
<b>93</b>	<b>18</b>	<b>303</b>	<b>Ken FLIGHT</b>	<b>D</b>	--	<b>98</b>	<b>98</b>
<b>94</b>	<b>19</b>	<b>387</b>	<b>Alan LAANE</b>	<b>D</b>	--	<b>97</b>	<b>97</b>
<b>95</b>	<b>20</b>	<b>222</b>	<b>Kermo KRUUSMANN</b>	<b>D</b>	--	<b>96</b>	<b>96</b>
<b>96</b>	<b>21</b>	<b>125</b>	<b>Umm</b>	<b>D</b>	--	<b>95</b>	<b>95</b>