

Põrguliste Metsasõit III etapp 2020

Sorted on Laps

AUGUSTIBALL

Aravete motokrossirada 5.500 km

Kestvussõit 120 minutit

02/08/2020 12:00

Race started at 11:04:36

Pos	No.	Name	Model	Laps	Diff	Gap	Best Tm	In Lap	Points
1	7	Raido NEI	Kawasaki	13			9:02.262	2	180
2	360	Ricky	KTM	13	3:12.185	3:12.185	9:36.720	7	179
3	22	Valeri HOMIN	Husqvarna	12	1 Lap	1 Lap	9:36.707	3	178
4	654	Vaido KALM		12	1 Lap	4.882	9:49.276	11	177
5	1	Margus MALTSAR / Matis MALTS.	Honda	12	1 Lap	39.449	9:34.927	10	180
6	514	Rauno MÄGI	Sherco	12	1 Lap	29.834	9:41.085	3	176
7	609	Andrus LOMP	Husqvarna	12	1 Lap	51.332	9:55.672	9	175
8	256	Rünno JÕEÄÄR	KTM	12	1 Lap	2:20.836	10:07.530	3	174
9	851	Mekett	KTM	12	1 Lap	21.017	10:05.270	3	173
10	973	Kaur LILLEVÄLJA	Kawasaki	12	1 Lap	1.566	10:07.795	3	172
11	193	Tergo LIIB	KTM	12	1 Lap	32.797	10:07.461	5	171
12	885	Taavi ILU	Husqvarna	12	1 Lap	37.898	10:12.415	2	170
13	880	Erki HELISTE / Andrus LÕÕBAS	Beta	12	1 Lap	40.519	10:04.753	11	179
14	247	247		12	1 Lap	49.280	10:27.738	5	169
15	311	Kevin ERKMANN	KTM	12	1 Lap	56.950	10:17.314	2	168
16	143	Marnet TEICHMANN	Kawasaki	12	1 Lap	43.842	10:17.996	4	167
17	5	Martin TAMMETALU	Husqvarna	12	1 Lap	1:04.814	10:21.922	4	166
18	61	Ruslan KARPOV	KTM	12	1 Lap	1:43.555	10:35.116	2	165
19	343	Alari JÜRIÖÖ	KTM	11	2 Laps	1 Lap	10:17.449	5	164
20	284	Kert KALJURAND	Husqvarna	11	2 Laps	21.405	10:39.002	8	163
21	464	MyIts	Yamaha	11	2 Laps	17.352	10:34.148	6	162
22	112	Karl KILTER	Kawasaki	11	2 Laps	34.625	10:37.011	4	161
23	966	Onts		11	2 Laps	10.185	10:27.813	3	160
24	247	Tormi RAIK	KTM	11	2 Laps	9.803	10:31.349	9	159
25	113	Märt HEINLIK	Husqvarna	11	2 Laps	2:24.484	10:39.140	8	158
26	55	Kristo OTS	KTM	11	2 Laps	17.168	10:55.012	4	157
27	400	Risto HAUGAS	Yamaha	11	2 Laps	19.882	10:40.069	7	156
28	85	Erik SAMOSKIN	Beta	11	2 Laps	34.381	11:02.668	10	155
29	795	Ando VAGA	Kawasaki	11	2 Laps	8.046	10:33.906	11	154
30	97	Hado ALAPERT	KTM	11	2 Laps	38.121	11:06.126	3	153
31	737	Margus MÄNNIK / Priit TRINK	KTM	11	2 Laps	21.155	11:05.040	8	178
32	608	Kari KODASMAA	KTM	11	2 Laps	10.925	10:52.326	7	152
33	172	Jaak JAAKSON	GasGas	11	2 Laps	38.285	11:06.407	11	151
34	931	Indrek REISENBUK	KTM	11	2 Laps	15.479	11:15.324	9	150
35	711	Ard KRUUSEMENT	KTM	11	2 Laps	18.207	11:10.466	11	149

Margin of Victory	Avg. Speed	Best Lap Tm	Best Speed	Best Lap by
3:12.185	34.336	9:02.262	36.514	7 - Raido NEI

Võistluse korraldajad: MK Star Racing

Orbits

Võistluse juhid: Maria KARUMETS ja Tuljo MARTIN

Võistluse kohtunikud: Maria KARUMETS ja Tuljo MARTIN

Võistluse ajamõõt: Asper LEPPIK Tulemused ja ringiajad: www.mylaps.ee

Printed: 02/08/2020 14:05:37

Põrguliste Metsasõit III etapp 2020

Sorted on Laps

AUGUSTIBALL

Aravete motokrossirada 5.500 km

Kestvussõit 120 minutit

02/08/2020 12:00

Race started at 11:04:36

Pos	No.	Name	Model	Laps	Diff	Gap	Best Tm	In Lap	Points
36	254	Helari KÄHRIK	Husqvarna	11	2 Laps	27.426	11:05.171	3	148
37	403	Heiko KOMENDANT / Ott KOMEN	KTM	11	2 Laps	21.482	10:52.632	3	177
38	88	Sander SÖÖT	KTM	11	2 Laps	3.052	10:59.349	4	147
39	31	Raido ARON	KTM	11	2 Laps	44.080	11:18.143	5	146
40	113	Maa MEES	KTM	11	2 Laps	15.730	11:14.449	3	145
41	776	Ardo TIITS	Sherco	11	2 Laps	4.005	11:18.746	7	144
42	500	Jaanus VIHTLA	KTM	11	2 Laps	1:43.892	11:41.185	6	143
43	95	Kert TOMING	Honda	11	2 Laps	20.040	11:03.768	7	142
44	84	Taisto LOOPERE	Husqvarna	11	2 Laps	2.198	11:32.597	3	141
45	848	Mikk VÕHMA	Beta	11	2 Laps	34.232	11:30.942	3	140
46	101	Allan SEEPERE	Beta	10	3 Laps	1 Lap	11:32.411	6	139
47	768	Toomas SOODLA	Yamaha	10	3 Laps	11.103	11:24.717	10	138
48	81	Dmitri FIRSOV	Beta	10	3 Laps	10.420	11:43.915	4	137
49	721	Martin RITSON	Husqvarna	10	3 Laps	28.243	11:45.806	10	136
50	992	Keevin SOKOLOV	Honda	10	3 Laps	2.960	11:26.055	6	135
51	33	Renel OOLEP	Beta	10	3 Laps	4.731	11:48.886	5	134
52	99	Lainer TRUSSMANN	Husqvarna	10	3 Laps	1.956	11:37.387	6	133
53	721	Vahur TEDER	Husqvarna	10	3 Laps	26.072	11:14.018	6	132
54	423	Riho ORG	KTM	10	3 Laps	1:08.200	11:43.846	7	131
55	71	Risto MANGMANN	GasGas	10	3 Laps	12.993	11:47.824	10	130
56	900	Risto VANATOJA	Yamaha	10	3 Laps	11.917	11:32.061	3	129
57	143	Rainis TAMMAR	Husqvarna	10	3 Laps	8.824	11:31.333	3	128
58	47	Kaljo TIITS	GasGas	10	3 Laps	15.632	11:42.210	6	127
59	91	Rait TAMP	KTM	10	3 Laps	12.070	11:55.144	3	126
60	23	Indrek ASSER	KTM	10	3 Laps	3.467	11:22.800	10	125
61	555	Lauri OLESK	Husqvarna	10	3 Laps	6.044	11:32.619	10	124
62	402	Janek OTSATALU		10	3 Laps	48.137	11:51.771	3	123
63	131	Anatoli SAMOSKIN	KTM	10	3 Laps	20.894	11:50.230	3	122
64	223	Raul KIRS	KTM	10	3 Laps	1:20.384	11:32.218	3	121
65	333	Konstantin KARKATSOV	KTM	10	3 Laps	6.151	11:49.848	5	120
66	62	Ülar SELLIN	KTM	10	3 Laps	10.244	11:55.845	8	119
67	1211	Ardo TÄRNO	Yamaha	10	3 Laps	19.184	11:52.598	8	118
68	11	Riho RANNAMÄE	KTM	10	3 Laps	1:19.405	11:36.254	10	117
69	054	Raul RAADIK	Beta	10	3 Laps	44.733	12:04.275	4	116
70	411	Tõnu JAIRUS	GasGas	10	3 Laps	36.410	11:53.280	7	115

Margin of Victory	Avg. Speed	Best Lap Tm	Best Speed	Best Lap by
3:12.185	34.336	9:02.262	36.514	7 - Raido NEI

Võistluse korraldajad: MK Star Racing

Orbits

Võistluse juhid: Maria KARUMETS ja Tuljo MARTIN

Võistluse kohtunikud: Maria KARUMETS ja Tuljo MARTIN

Võistluse ajamõõt: Asper LEPPIK Tulemused ja ringiajad: www.mylaps.ee

Põrguliste Metsasõit III etapp 2020

Sorted on Laps

AUGUSTIBALL

Aravete motokrossirada 5.500 km

Kestvussõit 120 minutit

02/08/2020 12:00

Race started at 11:04:36

Pos	No.	Name	Model	Laps	Diff	Gap	Best Tm	In Lap	Points
71	932	Tauri LEPASILD	Kawasaki	10	3 Laps	1:17.653	11:51.817	3	114
72	779	Rasmus VÄLLING	KTM	10	3 Laps	17.030	12:18.807	5	113
73	421	Siim PUNGAS	KTM	10	3 Laps	38.692	12:00.282	3	112
74	199	Rain SONNAK	KTM	10	3 Laps	6.307	12:20.020	3	111
75	10	Robert RANTA	Honda	9	4 Laps	1 Lap	10:27.318	2	110
76	3	Sergei TSERKASSOV	KTM	9	4 Laps	12:10.327	12:08.334	8	109
77	969	Sigmar JALLAI	Kawasaki	9	4 Laps	1:25.090	11:42.359	3	108
78	376	Joel KALJU / Allan SAARISTE	Yamaha	9	4 Laps	2:32.941	12:08.554	9	176
79	519	Vladimir NIKISIN / Toivo KALJAS		9	4 Laps	56.762	12:01.696	3	175
80	217	Ardi ADERMAA	Kawasaki	9	4 Laps	2:33.124	11:47.182	5	107
81	42	Jarmo TALV	Kawasaki	9	4 Laps	38.103	13:11.755	6	106
82	345	Marko KAARNEEM	Husqvarna	9	4 Laps	1:57.252	13:07.511	3	105
83	921	Reigo VIKAT	Kawasaki	9	4 Laps	33.046	12:17.211	3	104
84	399	Hannes NIID	KTM	9	4 Laps	38.033	13:03.252	2	103
85	18	Roman ALLIKAS	Beta	9	4 Laps	4:23.225	13:10.320	2	102
86	988	Martin RAIM	Husqvarna	9	4 Laps	7:53.587	11:11.433	4	101
87	133	Silver EERIK	KTM	8	5 Laps	1 Lap	11:44.173	3	100
88	106	Jaanus NOVIKOV	KTM	8	5 Laps	11.370	11:21.640	8	99
89	303	Ken FLIGHT	KTM	8	5 Laps	16:59.154	11:35.545	2	98
90	728	Mario KIVISOO	Kawasaki	8	5 Laps	3:25.462	13:21.132	7	97
91	575	Aleksander KORIKOV	Husqvarna	8	5 Laps	2:10.272	12:51.600	7	96
92	8	Janek KUNGLA	Kawasaki	8	5 Laps	3:21.160	13:06.362	2	95
93	2	Mark PARILOV	KTM	8	5 Laps	8:45.664	13:57.252	2	94
94	46	Aleksei MELEHHIN	KTM	7	6 Laps	1 Lap	11:53.055	2	93
95	9	Romer KUNGLA	Kawasaki	7	6 Laps	35:18.976	12:43.094	2	92
96	11	Kalju OSULA	KTM	7	6 Laps	9:04.325	13:55.767	2	91
97	91	Kristian VILTOK	Husqvarna	6	7 Laps	1 Lap	13:32.260	4	90
98	99	Albiino	KTM	4	9 Laps	2 Laps	12:59.944	2	89
99	91	Risto PAHKA	KTM	3	10 Laps	1 Lap	12:49.373	3	88
100	83	Hr. RAAM	KTM	2	11 Laps	1 Lap	13:00.369	2	87
101	00	Gert PIIRE	KTM	2	11 Laps	33.248	12:41.661	2	86

Margin of Victory	Avg. Speed	Best Lap Tm	Best Speed	Best Lap by
3:12.185	34.336	9:02.262	36.514	7 - Raido NEI

Võistluse korraldajad: MK Star Racing Orbits

Võistluse juhid: Maria KARUMETS ja Tuljo MARTIN

Võistluse kohtunikud: Maria KARUMETS ja Tuljo MARTIN

Võistluse ajamõõt: Asper LEPPIK Tulemused ja ringiajad: www.mylaps.ee

Põrguliste Metsasõit III etapp 2020

AUGUSTIBALL

Aravete motokrossirada 5.500 km

Kestvussõit 120 minutit

02/08/2020 12:00

Race started at 11:04:36

Lap	Lap Tm	Diff	Time of Day
(7) Raido NEI			
1			11:14:50.143
2	9:02.262		11:23:52.405
3	9:10.689	+8.427	11:33:03.094
4	9:46.098	+43.836	11:42:49.192
5	9:35.298	+33.036	11:52:24.490
6	10:49.400	1:47.138	12:03:13.890
7	9:15.564	+13.302	12:12:29.454
8	9:20.982	+18.720	12:21:50.436
9	9:35.009	+32.747	12:31:25.445
10	9:31.192	+28.930	12:40:56.637
11	9:28.709	+26.447	12:50:25.346
12	9:29.514	+27.252	12:59:54.860
13	9:38.084	+35.822	13:09:32.944

Lap	Lap Tm	Diff	Time of Day
(360) Ricky			
1			11:14:53.919
2	9:41.212	+4.492	11:24:35.131
3	9:38.328	+1.608	11:34:13.459
4	9:43.498	+6.778	11:43:56.957
5	9:57.414	+20.694	11:53:54.371
6	10:36.798	1:00.078	12:04:31.169
7	9:36.720		12:14:07.889
8	9:38.266	+1.546	12:23:46.155
9	9:41.063	+4.343	12:33:27.218
10	9:38.350	+1.630	12:43:05.568
11	9:52.013	+15.293	12:52:57.581
12	9:49.696	+12.976	13:02:47.277
13	9:57.852	+21.132	13:12:45.129

Lap	Lap Tm	Diff	Time of Day
(22) Valeri HOMIN			
1			11:15:10.915
2	9:43.562	+6.855	11:24:54.477
3	9:36.707		11:34:31.184
4	9:52.653	+15.946	11:44:23.837
5	9:57.579	+20.872	11:54:21.416
6	10:40.089	1:03.382	12:05:01.505
7	10:17.366	+40.659	12:15:18.871
8	10:11.334	+34.627	12:25:30.205
9	9:49.733	+13.026	12:35:19.938
10	9:54.852	+18.145	12:45:14.790
11	10:06.000	+29.293	12:55:20.790
12	10:07.404	+30.697	13:05:28.194

Lap	Lap Tm	Diff	Time of Day
(654) Vaido KALM			
1			11:15:08.144

Lap	Lap Tm	Diff	Time of Day
2	10:05.322	+16.046	11:25:13.466
3	10:14.561	+25.285	11:35:28.027
4	10:18.606	+29.330	11:45:46.633
5	10:07.334	+18.058	11:55:53.967
6	9:59.458	+10.182	12:05:53.425
7	10:07.342	+18.066	12:16:00.767
8	9:59.351	+10.075	12:26:00.118
9	9:51.305	+2.029	12:35:51.423
10	10:01.393	+12.117	12:45:52.816
11	9:49.276		12:55:42.092
12	9:50.984	+1.708	13:05:33.076

Lap	Lap Tm	Diff	Time of Day
(1) Margus MALTSAR / Matis MALTSAR			
1			11:15:26.011
2	9:51.540	+16.613	11:25:17.551
3	10:14.072	+39.145	11:35:31.623
4	10:19.964	+45.037	11:45:51.587
5	9:38.061	+3.134	11:55:29.648
6	10:03.693	+28.766	12:05:33.341
7	10:28.032	+53.105	12:16:01.373
8	10:21.778	+46.851	12:26:23.151
9	9:47.473	+12.546	12:36:10.624
10	9:34.927		12:45:45.551
11	10:18.471	+43.544	12:56:04.022
12	10:08.503	+33.576	13:06:12.525

Lap	Lap Tm	Diff	Time of Day
(514) Rauno MÄGI			
1			11:15:14.087
2	9:44.352	+3.267	11:24:58.439
3	9:41.085		11:34:39.524
4	9:55.141	+14.056	11:44:34.665
5	10:02.971	+21.886	11:54:37.636
6	9:56.965	+15.880	12:04:34.601
7	11:21.484	1:40.398	12:15:56.085
8	10:05.883	+24.798	12:26:01.968
9	9:58.079	+16.994	12:36:00.047
10	10:08.155	+27.070	12:46:08.202
11	10:07.238	+26.153	12:56:15.440
12	10:26.919	+45.834	13:06:42.359

Lap	Lap Tm	Diff	Time of Day
(609) Andrus LOMP			
1			11:15:52.802
2	10:20.578	+24.906	11:26:13.380
3	10:20.848	+25.176	11:36:34.228
4	10:13.311	+17.639	11:46:47.539
5	10:06.793	+11.121	11:56:54.332
6	10:11.068	+15.396	12:07:05.400

Lap	Lap Tm	Diff	Time of Day
7	10:11.636	+15.964	12:17:17.03
8	10:01.899	+6.227	12:27:18.93
9	9:55.672		12:37:14.60
10	10:01.720	+6.048	12:47:16.32
11	10:03.616	+7.944	12:57:19.94
12	10:13.748	+18.076	13:07:33.69

Lap	Lap Tm	Diff	Time of Day
(256) Rünno JÕEÄÄR			
1			11:16:36.02
2	10:29.834	+22.304	11:27:05.85
3	10:07.530		11:37:13.38
4	10:12.257	+4.727	11:47:25.64
5	10:16.751	+9.221	11:57:42.39
6	10:15.149	+7.619	12:07:57.54
7	10:14.372	+6.842	12:18:11.91
8	10:25.644	+18.114	12:28:37.56
9	10:23.374	+15.844	12:39:00.93
10	10:18.696	+11.166	12:49:19.63
11	10:20.012	+12.482	12:59:39.64
12	10:14.885	+7.355	13:09:54.52

Lap	Lap Tm	Diff	Time of Day
(851) Mekett			
1			11:16:11.92
2	10:07.729	+2.459	11:26:19.65
3	10:05.270		11:36:24.92
4	10:05.449	+0.179	11:46:30.37
5	10:39.946	+34.676	11:57:10.32
6	10:05.661	+0.391	12:07:15.98
7	10:16.739	+11.469	12:17:32.72
8	10:09.636	+4.366	12:27:42.35
9	10:14.242	+8.972	12:37:56.59
10	10:26.324	+21.054	12:48:22.92
11	11:04.451	+59.181	12:59:27.37
12	10:48.171	+42.901	13:10:15.54

Lap	Lap Tm	Diff	Time of Day
(973) Kaur LILLEVÄLJA			
1			11:15:48.63
2	10:13.719	+5.924	11:26:02.35
3	10:07.795		11:36:10.14
4	10:21.890	+14.095	11:46:32.03
5	10:31.420	+23.625	11:57:03.45
6	10:47.409	+39.614	12:07:50.86
7	10:09.598	+1.803	12:18:00.46
8	10:23.729	+15.934	12:28:24.19
9	10:24.576	+16.781	12:38:48.77
10	10:26.260	+18.465	12:49:15.03
11	10:28.341	+20.546	12:59:43.37

Põrguliste Metsasõit III etapp 2020

AUGUSTIBALL

Aravete motokrossirada 5.500 km

Kestvussõit 120 minutit

02/08/2020 12:00

Race started at 11:04:36

Lap	Lap Tm	Diff	Time of Day
12	10:33.739	+25.944	13:10:17.110
(193) Tergo LIIB			
1			11:16:50.308
2	10:36.654	+29.193	11:27:26.962
3	10:25.768	+18.307	11:37:52.730
4	10:12.651	+5.190	11:48:05.381
5	10:07.461		11:58:12.842
6	10:22.877	+15.416	12:08:35.719
7	10:26.785	+19.324	12:19:02.504
8	10:18.211	+10.750	12:29:20.715
9	10:23.577	+16.116	12:39:44.292
10	10:14.436	+6.975	12:49:58.728
11	10:12.167	+4.706	13:00:10.895
12	10:39.012	+31.551	13:10:49.907
(885) Taavi ILU			
1			11:15:36.627
2	10:12.415		11:25:49.042
3	10:24.999	+12.584	11:36:14.041
4	10:29.566	+17.151	11:46:43.607
5	10:20.106	+7.691	11:57:03.713
6	10:28.514	+16.099	12:07:32.227
7	10:30.530	+18.115	12:18:02.757
8	10:55.042	+42.627	12:28:57.799
9	10:44.508	+32.093	12:39:42.307
10	10:39.347	+26.932	12:50:21.654
11	10:35.902	+23.487	13:00:57.556
12	10:30.249	+17.834	13:11:27.805
(880) Erki HELISTE / Andrus LÕÕBAS			
1			11:16:02.418
2	10:54.308	+49.555	11:26:56.726
3	10:56.434	+51.681	11:37:53.160
4	10:26.699	+21.946	11:48:19.859
5	10:24.552	+19.799	11:58:44.411
6	10:09.677	+4.924	12:08:54.088
7	10:16.983	+12.230	12:19:11.071
8	10:43.906	+39.153	12:29:54.977
9	10:48.867	+44.114	12:40:43.844
10	11:02.166	+57.413	12:51:46.010
11	10:04.753		13:01:50.763
12	10:17.561	+12.808	13:12:08.324
(247) 247			
1			11:16:03.865
2	10:30.497	+2.759	11:26:34.362

Lap	Lap Tm	Diff	Time of Day
3	10:34.204	+6.466	11:37:08.566
4	10:30.544	+2.806	11:47:39.110
5	10:27.738		11:58:06.848
6	11:14.236	+46.498	12:09:21.084
7	10:29.405	+1.667	12:19:50.489
8	10:28.722	+0.984	12:30:19.211
9	10:35.788	+8.050	12:40:54.999
10	10:35.247	+7.509	12:51:30.246
11	10:43.601	+15.863	13:02:13.847
12	10:43.757	+16.019	13:12:57.604
(311) Kevin ERKMANN			
1			11:15:50.711
2	10:17.314		11:26:08.025
3	10:20.390	+3.076	11:36:28.415
4	10:28.064	+10.750	11:46:56.479
5	10:39.704	+22.390	11:57:36.183
6	10:23.012	+5.698	12:07:59.195
7	10:50.021	+32.707	12:18:49.216
8	10:29.569	+12.255	12:29:18.785
9	11:00.134	+42.820	12:40:18.919
10	11:05.860	+48.546	12:51:24.779
11	11:16.521	+59.207	13:02:41.300
12	11:13.254	+55.940	13:13:54.554
(143) Marnet TEICHMANN			
1			11:17:04.507
2	10:39.410	+21.414	11:27:43.917
3	10:27.514	+9.518	11:38:11.431
4	10:17.996		11:48:29.427
5	10:24.354	+6.358	11:58:53.781
6	10:28.123	+10.127	12:09:21.904
7	12:27.870	2:09.874	12:21:49.774
8	10:29.767	+11.771	12:32:19.541
9	10:25.500	+7.504	12:42:45.041
10	10:31.547	+13.551	12:53:16.588
11	10:47.801	+29.805	13:04:04.389
12	10:34.007	+16.011	13:14:38.396
(5) Martin TAMMETALU			
1			11:15:30.153
2	10:35.777	+13.855	11:26:05.930
3	10:38.699	+16.777	11:36:44.629
4	10:21.922		11:47:06.551
5	10:45.370	+23.448	11:57:51.921
6	10:38.718	+16.796	12:08:30.639
7	11:15.247	+53.325	12:19:45.886

Lap	Lap Tm	Diff	Time of Day
8	11:09.779	+47.857	12:30:55.66
9	10:53.315	+31.393	12:41:48.98
10	11:06.231	+44.309	12:52:55.21
11	11:15.262	+53.340	13:04:10.47
12	11:32.737	1:10.815	13:15:43.21
(61) Ruslan KARPOV			
1			11:16:32.66
2	10:35.116		11:27:07.78
3	10:40.840	+5.724	11:37:48.62
4	10:38.230	+3.114	11:48:26.85
5	10:40.537	+5.421	11:59:07.38
6	10:39.013	+3.897	12:09:46.40
7	11:08.879	+33.763	12:20:55.28
8	10:42.108	+6.992	12:31:37.38
9	10:56.459	+21.343	12:42:33.84
10	11:04.099	+28.983	12:53:37.94
11	10:37.239	+2.123	13:04:15.18
12	13:11.579	2:36.465	13:17:26.76
(343) Alari JÜRIÕ			
1			11:16:41.78
2	10:46.999	+29.550	11:27:28.78
3	10:51.807	+34.358	11:38:20.59
4	11:52.911	1:35.462	11:50:13.50
5	10:17.449		12:00:30.95
6	10:26.667	+9.218	12:10:57.62
7	10:45.172	+27.723	12:21:42.79
8	10:39.339	+21.890	12:32:22.13
9	10:50.214	+32.765	12:43:12.34
10	10:48.377	+30.928	12:54:00.72
11	10:43.537	+26.088	13:04:44.26
(284) Kert KALJURAND			
1			11:16:44.72
2	11:07.887	+28.885	11:27:52.61
3	10:52.665	+13.663	11:38:45.27
4	10:48.626	+9.624	11:49:33.90
5	10:50.375	+11.373	12:00:24.27
6	10:48.020	+9.018	12:11:12.29
7	10:40.184	+1.182	12:21:52.48
8	10:39.002		12:32:31.48
9	10:50.371	+11.369	12:43:21.85
10	10:58.760	+19.758	12:54:20.61
11	10:45.050	+6.048	13:05:05.66
(464) Mylts			

Võistluse korraldajad: MK Star Racing

Orbits

Võistluse juhid: Maria KARUMETS ja Tuljo MARTIN

Võistluse kohtunikud: Maria KARUMETS ja Tuljo MARTIN

Võistluse ajamõõt: Asper LEPPIK Tulemused ja ringiajad: www.mylaps.ee

Põrguliste Metsasõit III etapp 2020

AUGUSTIBALL

Aravete motokrossirada 5.500 km

Kestvussõit 120 minutit

02/08/2020 12:00

Race started at 11:04:36

Lap	Lap Tm	Diff	Time of Day
1			11:16:40.849
2	10:46.750	+12.602	11:27:27.599
3	10:44.362	+10.214	11:38:11.961
4	10:49.583	+15.435	11:49:01.544
5	11:17.002	+42.854	12:00:18.546
6	10:34.148		12:10:52.694
7	10:44.612	+10.464	12:21:37.306
8	10:50.955	+16.807	12:32:28.261
9	10:48.697	+14.549	12:43:16.958
10	11:13.357	+39.209	12:54:30.315
11	10:52.702	+18.554	13:05:23.017

(112) Karl KILTER

1			11:16:35.244
2	10:41.343	+4.332	11:27:16.587
3	10:37.700	+0.689	11:37:54.287
4	10:37.011		11:48:31.298
5	10:57.068	+20.057	11:59:28.366
6	11:52.970	1:15.955	12:11:21.336
7	10:46.297	+9.286	12:22:07.633
8	11:07.859	+30.848	12:33:15.492
9	10:50.860	+13.849	12:44:06.352
10	10:47.376	+10.365	12:54:53.728
11	11:03.914	+26.903	13:05:57.642

(966) Onts

1			11:16:53.825
2	10:46.208	+18.395	11:27:40.033
3	10:27.813		11:38:07.846
4	10:56.411	+28.598	11:49:04.257
5	10:36.876	+9.063	11:59:41.133
6	11:42.748	1:14.935	12:11:23.881
7	10:45.494	+17.681	12:22:09.375
8	11:13.624	+45.811	12:33:22.999
9	10:52.918	+25.105	12:44:15.917
10	11:01.404	+33.591	12:55:17.321
11	10:50.506	+22.693	13:06:07.827

(247) Tormi RAIK

1			11:16:47.773
2	10:55.266	+23.917	11:27:43.039
3	11:00.782	+29.433	11:38:43.821
4	10:57.740	+26.391	11:49:41.561
5	10:52.751	+21.402	12:00:34.312
6	10:39.011	+7.662	12:11:13.323
7	12:29.456	1:58.107	12:23:42.779
8	10:47.294	+15.945	12:34:30.073

Lap	Lap Tm	Diff	Time of Day
9	10:31.349		12:45:01.422
10	10:41.097	+9.748	12:55:42.519
11	10:35.111	+3.762	13:06:17.630

(113) Märt HEINLIK

1			11:18:19.543
2	11:13.369	+34.229	11:29:32.912
3	11:05.991	+26.851	11:40:38.903
4	10:42.496	+3.356	11:51:21.399
5	10:47.797	+8.657	12:02:09.196
6	10:52.127	+12.987	12:13:01.323
7	11:32.007	+52.867	12:24:33.330
8	10:39.140		12:35:12.470
9	10:54.813	+15.673	12:46:07.283
10	11:17.324	+38.184	12:57:24.607
11	11:17.507	+38.367	13:08:42.114

(55) Kristo OTS

1			11:16:59.987
2	11:08.191	+13.179	11:28:08.178
3	11:08.982	+13.970	11:39:17.160
4	10:55.012		11:50:12.172
5	11:50.418	+55.406	12:02:02.590
6	11:10.577	+15.565	12:13:13.167
7	11:13.101	+18.089	12:24:26.268
8	11:01.846	+6.834	12:35:28.114
9	11:07.512	+12.500	12:46:35.626
10	11:12.102	+17.090	12:57:47.728
11	11:11.554	+16.542	13:08:59.282

(400) Risto HAUGAS

1			11:17:18.264
2	11:15.770	+35.701	11:28:34.034
3	11:39.055	+58.986	11:40:13.089
4	11:12.373	+32.304	11:51:25.462
5	11:14.725	+34.656	12:02:40.187
6	10:55.731	+15.662	12:13:35.918
7	10:40.069		12:24:15.987
8	10:47.358	+7.289	12:35:03.345
9	12:46.870	2:06.801	12:47:50.215
10	10:46.222	+6.153	12:58:36.437
11	10:42.727	+2.658	13:09:19.164

(85) Erik SAMOSKIN

1			11:18:17.590
2	11:10.531	+7.863	11:29:28.121
3	11:12.345	+9.677	11:40:40.466

Lap	Lap Tm	Diff	Time of Day
4	11:06.511	+3.843	11:51:46.97
5	11:12.873	+10.205	12:02:59.85
6	11:12.113	+9.445	12:14:11.96
7	11:12.702	+10.034	12:25:24.66
8	11:11.605	+8.937	12:36:36.27
9	11:06.542	+3.874	12:47:42.81
10	11:02.668		12:58:45.48
11	11:08.065	+5.397	13:09:53.54

(795) Ando VAGA

1			11:18:20.82
2	11:30.216	+56.310	11:29:51.04
3	11:04.986	+31.080	11:40:56.03
4	11:19.562	+45.656	11:52:15.59
5	12:42.779	2:08.875	12:04:58.37
6	11:18.032	+44.126	12:16:16.40
7	10:50.214	+16.308	12:27:06.61
8	10:48.295	+14.389	12:37:54.91
9	10:39.097	+5.191	12:48:34.00
10	10:53.676	+19.770	12:59:27.68
11	10:33.906		13:10:01.59

(97) Hado ALAPERT

1			11:16:33.72
2	11:08.648	+2.522	11:27:42.36
3	11:06.126		11:38:48.49
4	11:10.471	+4.345	11:49:58.96
5	11:20.499	+14.373	12:01:19.46
6	11:22.932	+16.806	12:12:42.39
7	11:28.113	+21.987	12:24:10.50
8	11:28.411	+22.285	12:35:38.92
9	11:26.477	+20.351	12:47:05.39
10	11:42.779	+36.653	12:58:48.17
11	11:51.536	+45.410	13:10:39.71

(737) Margus MÄNNIK / Priit TRINK

1			11:16:36.50
2	11:25.556	+20.516	11:28:02.06
3	11:33.483	+28.443	11:39:35.54
4	11:13.457	+8.417	11:50:49.00
5	11:23.661	+18.621	12:02:12.66
6	12:27.331	1:22.291	12:14:39.99
7	11:12.094	+7.054	12:25:52.08
8	11:05.040		12:36:57.12
9	11:10.736	+5.696	12:48:07.86
10	11:14.423	+9.383	12:59:22.28
11	11:38.579	+33.539	13:11:00.86

Võistluse korraldajad: MK Star Racing

Orbits

Võistluse juhid: Maria KARUMETS ja Tuljo MARTIN

Võistluse kohtunikud: Maria KARUMETS ja Tuljo MARTIN

Võistluse ajamõõt: Asper LEPPIK Tulemused ja ringiajad: www.mylaps.ee

Printed: 02/08/2020 14:05:49

Põrguliste Metsasõit III etapp 2020

AUGUSTIBALL

Aravete motokrossirada 5.500 km

Kestvussõit 120 minutit

02/08/2020 12:00

Race started at 11:04:36

Lap	Lap Tm	Diff	Time of Day
3	11:58.264	+14.418	11:42:01.913
4	12:03.857	+20.011	11:54:05.770
5	13:23.873	1:40.027	12:07:29.643
6	12:17.274	+33.428	12:19:46.917
7	11:43.846		12:31:30.763
8	11:55.807	+11.961	12:43:26.570
9	11:50.878	+7.032	12:55:17.448
10	11:48.579	+4.733	13:07:06.027

(71) Risto MANGMANN

1			11:18:30.741
2	12:22.250	+34.426	11:30:52.991
3	12:08.527	+20.703	11:43:01.518
4	12:12.913	+25.089	11:55:14.431
5	12:08.758	+20.934	12:07:23.189
6	11:59.889	+12.065	12:19:23.078
7	11:59.388	+11.564	12:31:22.466
8	11:57.478	+9.654	12:43:19.944
9	12:11.252	+23.428	12:55:31.196
10	11:47.824		13:07:19.020

(900) Risto VANATOJA

1			11:17:17.886
2	11:47.756	+15.695	11:29:05.642
3	11:32.061		11:40:37.703
4	11:49.681	+17.620	11:52:27.384
5	11:38.016	+5.955	12:04:05.400
6	14:41.525	3:09.464	12:18:46.925
7	12:01.107	+29.046	12:30:48.032
8	12:15.544	+43.483	12:43:03.576
9	12:07.989	+35.928	12:55:11.565
10	12:19.372	+47.311	13:07:30.937

(143) Rainis TAMMAR

1			11:17:47.458
2	11:41.981	+10.648	11:29:29.439
3	11:31.333		11:41:00.772
4	11:35.566	+4.233	11:52:36.338
5	11:45.567	+14.234	12:04:21.905
6	11:59.070	+27.737	12:16:20.975
7	11:36.264	+4.931	12:27:57.239
8	11:50.272	+18.939	12:39:47.511
9	15:46.806	4:15.473	12:55:34.317
10	12:05.444	+34.111	13:07:39.761

(47) Kaljo TIITS

1			11:19:13.686
---	--	--	--------------

Lap	Lap Tm	Diff	Time of Day
2	12:08.175	+25.965	11:31:21.861
3	11:52.690	+10.480	11:43:14.551
4	12:03.166	+20.956	11:55:17.717
5	12:00.413	+18.203	12:07:18.130
6	11:42.210		12:19:00.340
7	11:42.377	+0.167	12:30:42.717
8	13:27.511	1:45.301	12:44:10.228
9	11:59.582	+17.372	12:56:09.810
10	11:45.583	+3.373	13:07:55.393

(91) Rait TAMP

1			11:18:29.890
2	12:11.815	+16.671	11:30:41.705
3	11:55.144		11:42:36.849
4	12:08.266	+13.122	11:54:45.115
5	12:17.976	+22.832	12:07:03.091
6	12:26.996	+31.852	12:19:30.087
7	12:00.409	+5.265	12:31:30.496
8	12:07.422	+12.278	12:43:37.918
9	12:01.477	+6.333	12:55:39.395
10	12:28.068	+32.924	13:08:07.463

(23) Indrek ASSER

1			11:19:46.960
2	12:45.598	1:22.79€	11:32:32.558
3	11:23.941	+1.141	11:43:56.499
4	11:57.573	+34.773	11:55:54.072
5	12:58.169	1:35.36€	12:08:52.241
6	11:39.710	+16.910	12:20:31.951
7	11:49.401	+26.601	12:32:21.352
8	12:18.609	+55.809	12:44:39.961
9	12:08.169	+45.369	12:56:48.130
10	11:22.800		13:08:10.930

(555) Lauri OLESK

1			11:18:46.785
2	12:16.529	+43.910	11:31:03.314
3	12:00.410	+27.791	11:43:03.724
4	12:13.099	+40.480	11:55:16.823
5	12:12.330	+39.711	12:07:29.153
6	12:19.378	+46.759	12:19:48.531
7	12:18.210	+45.591	12:32:06.741
8	12:10.451	+37.832	12:44:17.192
9	12:27.163	+54.544	12:56:44.355
10	11:32.619		13:08:16.974

(402) Janek OTSATALU

Lap	Lap Tm	Diff	Time of Day
1			11:17:47.16
2	12:51.812	1:00.041	11:30:38.98
3	11:51.771		11:42:30.75
4	12:40.072	+48.301	11:55:10.82
5	12:06.944	+15.173	12:07:17.76
6	12:11.336	+19.565	12:19:29.10
7	12:44.908	+53.137	12:32:14.01
8	12:00.142	+8.371	12:44:14.15
9	12:33.551	+41.780	12:56:47.70
10	12:17.406	+25.635	13:09:05.11

(131) Anatoli SAMOSKIN

1			11:19:22.93
2	12:05.082	+14.852	11:31:28.01
3	11:50.230		11:43:18.24
4	12:05.391	+15.161	11:55:23.63
5	12:07.950	+17.720	12:07:31.58
6	12:18.269	+28.039	12:19:49.85
7	12:05.878	+15.648	12:31:55.73
8	12:18.425	+28.195	12:44:14.16
9	12:38.651	+48.421	12:56:52.81
10	12:33.194	+42.964	13:09:26.00

(223) Raul KIRS

1			11:16:56.64
2	12:13.411	+41.193	11:29:10.05
3	11:32.218		11:40:42.27
4	11:43.636	+11.418	11:52:25.90
5	12:25.473	+53.255	12:04:51.37
6	12:15.987	+43.769	12:17:07.36
7	12:53.000	1:20.78€	12:30:00.36
8	12:40.626	1:08.40€	12:42:40.99
9	14:59.669	3:27.451	12:57:40.66
10	13:05.728	1:33.51€	13:10:46.38

(333) Konstantin KARKATSOV

1			11:18:55.31
2	12:12.867	+23.019	11:31:08.17
3	12:36.319	+46.471	11:43:44.49
4	12:28.062	+38.214	11:56:12.55
5	11:49.848		12:08:02.40
6	13:21.660	1:31.81€	12:21:24.06
7	12:30.620	+40.772	12:33:54.68
8	12:08.307	+18.459	12:46:02.99
9	12:34.420	+44.572	12:58:37.41
10	12:15.127	+25.279	13:10:52.54

Põrguliste Metsasõit III etapp 2020

AUGUSTIBALL

Aravete motokrossirada 5.500 km

Kestvussõit 120 minutit

02/08/2020 12:00

Race started at 11:04:36

Lap	Lap Tm	Diff	Time of Day
(62) Ülar SELLIN			
1			11:19:36.438
2	12:35.276	+39.431	11:32:11.714
3	13:32.029	1:36.184	11:45:43.743
4	12:05.937	+10.092	11:57:49.680
5	12:03.703	+7.858	12:09:53.383
6	12:00.327	+4.482	12:21:53.710
7	12:28.430	+32.585	12:34:22.140
8	11:55.845		12:46:17.985
9	12:25.084	+29.239	12:58:43.069
10	12:19.715	+23.870	13:11:02.784

Lap	Lap Tm	Diff	Time of Day
(1211) Ardo TÄRNO			
1			11:18:37.341
2	12:27.344	+34.746	11:31:04.685
3	12:29.108	+36.510	11:43:33.793
4	12:38.316	+45.718	11:56:12.109
5	12:53.195	1:00.597	12:09:05.304
6	12:45.404	+52.806	12:21:50.708
7	12:14.639	+22.041	12:34:05.347
8	11:52.598		12:45:57.945
9	12:37.639	+45.041	12:58:35.584
10	12:46.384	+53.786	13:11:21.968

Lap	Lap Tm	Diff	Time of Day
(11) Riho RANNAMÄE			
1			11:18:12.779
2	11:50.259	+14.005	11:30:03.038
3	11:50.380	+14.126	11:41:53.418
4	12:15.393	+39.139	11:54:08.811
5	13:12.393	1:36.139	12:07:21.204
6	12:41.264	1:05.010	12:20:02.468
7	17:37.954	6:01.700	12:37:40.422
8	11:40.235	+3.981	12:49:20.657
9	11:44.462	+8.208	13:01:05.119
10	11:36.254		13:12:41.373

Lap	Lap Tm	Diff	Time of Day
(054) Raul RAADIK			
1			11:19:36.013
2	12:49.826	+45.551	11:32:25.839
3	12:04.731	+0.456	11:44:30.570
4	12:04.275		11:56:34.845
5	12:23.057	+18.782	12:08:57.902
6	12:23.455	+19.180	12:21:21.357
7	12:43.048	+38.773	12:34:04.405
8	12:36.912	+32.637	12:46:41.317
9	13:48.513	1:44.236	13:00:29.830
10	12:56.276	+52.001	13:13:26.106

Lap	Lap Tm	Diff	Time of Day
(411) Tõnu JAIRUS			
1			11:19:38.045
2	12:57.686	1:04.406	11:32:35.731
3	13:09.231	1:15.951	11:45:44.962
4	13:06.267	1:12.987	11:58:51.229
5	12:41.676	+48.396	12:11:32.905
6	12:34.745	+41.465	12:24:07.650
7	11:53.280		12:36:00.930
8	12:14.826	+21.546	12:48:15.756
9	13:17.111	1:23.831	13:01:32.867
10	12:29.649	+36.369	13:14:02.516

Lap	Lap Tm	Diff	Time of Day
(932) Tauri LEPASILD			
1			11:19:11.856
2	11:53.422	+1.605	11:31:05.278
3	11:51.817		11:42:57.095
4	12:35.574	+43.757	11:55:32.669
5	14:33.721	2:41.904	12:10:06.390
6	12:23.204	+31.387	12:22:29.594
7	13:53.994	2:02.177	12:36:23.588
8	12:32.188	+40.371	12:48:55.776
9	13:46.161	1:54.344	13:02:41.937
10	12:38.232	+46.415	13:15:20.169

Lap	Lap Tm	Diff	Time of Day
(779) Rasmus VÄLLING			
1			11:19:09.010
2	12:44.021	+25.214	11:31:53.031
3	12:28.486	+9.679	11:44:21.517
4	15:07.618	2:48.811	11:59:29.135
5	12:18.807		12:11:47.942
6	12:29.512	+10.705	12:24:17.454
7	12:27.804	+8.997	12:36:45.258
8	12:43.996	+25.189	12:49:29.254
9	13:03.863	+45.056	13:02:33.117
10	13:04.082	+45.275	13:15:37.199

Lap	Lap Tm	Diff	Time of Day
(421) Siim PUNGAS			
1			11:18:42.573
2	12:11.057	+10.775	11:30:53.630
3	12:00.282		11:42:53.912
4	14:17.878	2:17.596	11:57:11.790
5	12:25.850	+25.568	12:09:37.640
6	12:11.390	+11.108	12:21:49.030
7	12:25.486	+25.204	12:34:14.516
8	12:30.724	+30.442	12:46:45.240
9	13:15.389	1:15.107	13:00:00.629

Lap	Lap Tm	Diff	Time of Day
(199) Rain SONNAK			
10	16:15.262	4:14.980	13:16:15.890
1			11:19:35.470
2	12:43.538	+23.518	11:32:19.010
3	12:20.020		11:44:39.030
4	12:27.605	+7.585	11:57:06.630
5	12:34.619	+14.599	12:09:41.250
6	12:52.558	+32.538	12:22:33.810
7	14:32.887	2:12.867	12:37:06.690
8	13:13.371	+53.351	12:50:20.070
9	12:38.529	+18.509	13:02:58.590
10	13:23.599	1:03.579	13:16:22.190

Lap	Lap Tm	Diff	Time of Day
(10) Robert RANTA			
1			11:15:56.750
2	10:27.318		11:26:24.070
3	11:53.460	1:26.142	11:38:17.530
4	10:44.929	+17.611	11:49:02.460
5	11:08.511	+41.193	12:00:10.970
6	10:39.849	+12.531	12:10:50.820
7	10:45.240	+17.922	12:21:36.060
8	10:54.046	+26.728	12:32:30.100
9	16:00.675	5:33.357	12:48:30.780

Lap	Lap Tm	Diff	Time of Day
(3) Sergei TSERKASSOV			
1			11:19:32.530
2	13:14.531	1:06.197	11:32:47.060
3	12:42.831	+34.497	11:45:29.900
4	12:34.670	+26.336	11:58:04.570
5	12:50.618	+42.284	12:10:55.180
6	12:32.631	+24.297	12:23:27.810
7	12:17.602	+9.268	12:35:45.420
8	12:08.334		12:47:53.750
9	12:47.356	+39.022	13:00:41.110

Lap	Lap Tm	Diff	Time of Day
(969) Sigmar JALLAI			
1			11:18:21.040
2	12:15.680	+33.321	11:30:36.720
3	11:42.359		11:42:19.080
4	12:31.660	+49.301	11:54:50.740
5	13:03.868	1:21.509	12:07:54.610
6	13:23.353	1:40.994	12:21:17.960
7	13:02.508	1:20.149	12:34:20.470
8	13:50.537	2:08.178	12:48:11.010
9	13:55.191	2:12.832	13:02:06.200

Võistluse korraldajad: MK Star Racing

Orbits

Võistluse juhid: Maria KARUMETS ja Tuljo MARTIN

Võistluse kohtunikud: Maria KARUMETS ja Tuljo MARTIN

Võistluse ajamõõt: Asper LEPIIK Tulemused ja ringiajad: www.mylaps.ee

Põrguliste Metsasõit III etapp 2020

AUGUSTIBALL

Aravete motokrossirada 5.500 km

Kestvussõit 120 minutit

02/08/2020 12:00

Race started at 11:04:36

Lap	Lap Tm	Diff	Time of Day
2	13:12.214	+20.614	11:32:38.553
3	14:19.668	1:28.06€	11:46:58.221
4	16:23.427	3:31.827	12:03:21.648
5	21:15.012	8:23.41€	12:24:36.660
6	13:00.914	+9.314	12:37:37.574
7	12:51.600		12:50:29.174
8	14:18.776	1:27.17€	13:04:47.950

(8) Janek KUNGLA

1			11:20:07.213
2	13:06.362		11:33:13.575
3	13:29.128	+22.766	11:46:42.703
4	19:51.705	6:45.34€	12:06:34.408
5	13:09.676	+3.314	12:19:44.084
6	20:14.175	7:07.81€	12:39:58.259
7	14:34.272	1:27.91€	12:54:32.531
8	13:36.579	+30.217	13:08:09.110

(2) Mark PARILOV

1			11:20:13.788
2	13:57.252		11:34:11.040
3	15:44.829	1:47.577	11:49:55.869
4	14:16.615	+19.363	12:04:12.484
5	19:10.500	5:13.24€	12:23:22.984
6	22:41.407	8:44.15€	12:46:04.391
7	15:49.802	1:52.55€	13:01:54.193
8	15:00.581	1:03.32€	13:16:54.774

(46) Aleksei MELEHHIN

1			11:18:01.729
2	11:53.055		11:29:54.784
3	12:39.391	+46.336	11:42:34.175
4	12:35.518	+42.463	11:55:09.693
5	12:28.885	+35.830	12:07:38.578
6	11:53.523	+0.468	12:19:32.101
7	12:56.559	1:03.504	12:32:28.660

(9) Romer KUNGLA

1			11:22:12.655
2	12:43.094		11:34:55.749
3	15:31.219	2:48.12€	11:50:26.968
4	17:54.717	5:11.62€	12:08:21.685
5	31:52.889	19:09.79	12:40:14.574
6	13:40.462	+57.368	12:53:55.036
7	13:52.600	1:09.50€	13:07:47.636

(11) Kalju OSULA

Lap	Lap Tm	Diff	Time of Day
1			11:20:27.281
2	13:55.767		11:34:23.048
3	36:38.856	22:43.08	12:11:01.904
4	14:50.543	+54.776	12:25:52.447
5	17:41.822	3:46.05€	12:43:34.269
6	17:19.357	3:23.59€	13:00:53.626
7	15:58.335	2:02.56€	13:16:51.961

(91) Kristian VILTOK

1			11:20:26.471
2	13:48.741	+16.481	11:34:15.212
3	13:36.630	+4.370	11:47:51.842
4	13:32.260		12:01:24.102
5	19:44.947	6:12.687	12:21:09.049
6	15:36.580	32:04.32	13:06:45.629

(99) Albiino

1			11:19:20.894
2	12:59.944		11:32:20.838
3	29:45.700	16:45.75	12:02:06.538
4	38:56.729	25:56.78	12:41:03.267

(91) Risto PAHKA

1			11:19:42.339
2	13:17.586	+28.213	11:32:59.925
3	12:49.373		11:45:49.298

(83) Hr. RAAM

1			11:18:35.221
2	13:00.369		11:31:35.590

(00) Gert PIIRE


1			11:19:27.177
2	12:41.661		11:32:08.838

Põrguliste Metsasõit III etapp 2020

AUGUSTIBALL

Aravete motokrossirada 5.500 km

Võistlussõit + lisakatse




Pos	PIC	No.	Name	Class	M1.	R2.	Total points
1	1	880	Erki HELISTE / Andrus LÕÕBAS	Meeskond	59	179	238
2	2	403	Heiko KOMENDANT / Ott KOMENDANT	Meeskond	60	177	237
3	1	654	Vaido KALM	A	55	177	232
4	2	973	Kaur LILLEVÄLJA	A	58	172	230
5	3	247	247	A	57	169	226
6	3	519	Vladimir NIKISIN / Toivo KALJAS	Meeskond	41	175	216
7	4	247	Tormi RAIK	A	56	159	215
8	5	61	Ruslan KARPOV	A	48	165	213
9	6	113	Märt HEINLIK	A	54	158	212
10	7	112	Karl KILTER	A	50	161	211
11	4	376	Joel KALJU / Allan SAARISTE	Meeskond	34	176	210
12	8	55	Kristo OTS	A	53	157	210
13	9	343	Alari JÜRIÖÖ	A	38	164	202
14	10	966	Onts	A	42	160	202
15	11	360	Ricky	A	21	179	200
16	12	284	Kert KALJURAND	A	36	163	199
17	13	885	Taavi ILU	A	28	170	198
18	14	143	Marnet TEICHMANN	A	31	167	198
19	15	464	Mylts	A	33	162	195
20	16	795	Ando VAGA	A	40	154	194
21	17	514	Rauno MÄGI	A	17	176	193
22	18	609	Andrus LOMP	A	18	175	193
23	19	711	Ard KRUUSEMENT	A	43	149	192
24	20	848	Mikk VÕHMA	A	47	140	187
25	21	85	Erik SAMOSKIN	A	30	155	185
26	22	423	Riho ORG	A	52	131	183
27	23	7	Raido NEI	A	--	180	180
28	5	1	Margus MALTSAR / Matis MALTSAR	Meeskond	--	180	180
29	24	22	Valeri HOMIN	A	--	178	178
30	6	737	Margus MÄNNIK / Priit TRINK	Meeskond	--	178	178

Põrguliste Metsasõit III etapp 2020

AUGUSTIBALL

Aravete motokrossirada 5.500 km

Võistlussõit + lisakatse




Pos	PIC	No.	Name	Class	M1.	R2.	Total points
31	1	500	Jaanus VIHTLA	B	32	143	175
32	2	768	Toomas SOODLA	B	37	138	175
33	3	721	Martin RITSON	B	39	136	175
34	4	256	Rünno JÕEÄÄR	B	--	174	174
35	5	851	Mekett	B	--	173	173
36	6	193	Tergo LIIB	B	--	171	171
37	7	311	Kevin ERKMANN	B	--	168	168
38	8	254	Helari KÄHRIK	B	20	148	168
39	9	721	Vahur TEDER	B	35	132	167
40	10	5	Martin TAMMETALU	B	--	166	166
41	11	88	Sander SÖÖT	B	19	147	166
42	12	931	Indrek REISENBUK	B	15	150	165
43	13	95	Kert TOMING	B	22	142	164
44	14	992	Keevin SOKOLOV	B	26	135	161
45	15	932	Tauri LEPASILD	B	44	114	158
46	16	400	Risto HAUGAS	B	--	156	156
47	17	97	Hado ALAPERT	B	--	153	153
48	18	608	Kari KODASMAA	B	--	152	152
49	19	42	Jarmo TALV	B	46	106	152
50	20	172	Jaak JAAKSON	B	--	151	151
51	21	106	Jaanus NOVIKOV	B	51	99	150
52	22	31	Raido ARON	B	--	146	146
53	23	113	Maa MEES	B	--	145	145
54	24	575	Aleksander KORIKOV	B	49	96	145
55	1	776	Ardo TIITS	C	--	144	144
56	2	84	Taisto LOOPERE	C	--	141	141
57	3	11	Riho RANNAMÄE	C	24	117	141
58	4	101	Allan SEEPERE	C	--	139	139
59	5	81	Dmitri FIRSOV	C	--	137	137
60	6	217	Ardi ADERMAA	C	29	107	136

Põrguliste Metsasõit III etapp 2020

AUGUSTIBALL

Aravete motokrossirada 5.500 km

Võistlussõit + lisakatse




Pos	PIC	No.	Name	Class	M1.	R2.	Total points
61	7	11	Kalju OSULA	C	45	91	136
62	8	421	Siim PUNGAS	C	23	112	135
63	9	969	Sigmar JALLAI	C	27	108	135
64	10	33	Renel OOLEP	C	--	134	134
65	11	99	Lainer TRUSSMANN	C	--	133	133
66	12	71	Risto MANGMANN	C	--	130	130
67	13	900	Risto VANATOJA	C	--	129	129
68	14	143	Rainis TAMMAR	C	--	128	128
69	15	47	Kaljo TIITS	C	--	127	127
70	16	91	Rait TAMP	C	--	126	126
71	17	23	Indrek ASSER	C	--	125	125
72	18	555	Lauri OLESK	C	--	124	124
73	19	10	Robert RANTA	C	14	110	124
74	20	402	Janek OTSATALU	C	--	123	123
75	21	131	Anatoli SAMOSKIN	C	--	122	122
76	22	223	Raul KIRS	C	--	121	121
77	23	333	Konstantin KARKATSOV	C	--	120	120
78	24	62	Ülar SELLIN	C	--	119	119
79	1	1211	Ardo TÄRNO	D	--	118	118
80	2	054	Raul RAADIK	D	--	116	116
81	3	411	Tõnu JAIRUS	D	--	115	115
82	4	779	Rasmus VÄLLING	D	--	113	113
83	5	83	Hr. RAAM	D	25	87	112
84	6	199	Rain SONNAK	D	--	111	111
85	7	3	Sergei TSERKASSOV	D	--	109	109
86	8	345	Marko KAARNEEM	D	--	105	105
87	9	921	Reigo VIKAT	D	--	104	104
88	10	91	Risto PAHKA	D	16	88	104
89	11	399	Hannes NIID	D	--	103	103
90	12	18	Roman ALLIKAS	D	--	102	102

Põrguliste Metsasõit III etapp 2020

AUGUSTIBALL

Aravete motokrossirada 5.500 km

Võistlussõit + lisakatse



Pos	PIC	No.	Name	Class	M1.	R2.	Total points
91	13	988	Martin RAIM	D	--	101	101
92	14	133	Silver EERIK	D	--	100	100
93	15	303	Ken FLIGHT	D	--	98	98
94	16	728	Mario KIVISOO	D	--	97	97
95	17	8	Janek KUNGLA	D	--	95	95
96	18	2	Mark PARILOV	D	--	94	94
97	19	46	Aleksei MELEHHIN	D	--	93	93
98	20	9	Romer KUNGLA	D	--	92	92
99	21	91	Kristian VILTOK	D	--	90	90
100	22	99	Albiino	D	--	89	89
101	23	00	Gert PIIRE	D	--	86	86