



Põrguliste Metsasõit II etapp 2020

Sorted on Laps


JUULI MÖLL

Aravete motokrossirada 5.500 km

Kestvussõit 120 minutit

05/07/2020 12:00

Race started at 11:03:09



Pos	PIC	No.	Name	Class	Model	Laps	Diff	Gap	Best Tm	In Lap	Points
1	1	377	Toni PAAKKINEN	Soolo	Honda	12			10:24.410	10	180
2	2	360	Ricky CARMICHAEL	Soolo	KTM	11	1 Lap	1 Lap	10:36.931	8	179
3	3	369	Andres KUKK	Soolo	Yamaha	11	1 Lap	1:36.971	10:41.330	3	178
4	4	654	Taavi TÕNTS	Soolo		11	1 Lap	1:14.397	10:53.508	10	177
5	1	143	Ken / Kevin	leeskondlil		11	1 Lap	3:21.494	10:48.273	9	180
6	5	121	Nuut	Soolo	KTM	11	1 Lap	18.061	10:53.753	4	176
7	6	170	Timo HERMLIN	Soolo		11	1 Lap	2:01.665	11:08.233	2	175
8	7	2	Janne VESTERINEN	Soolo	Beta	11	1 Lap	27.284	11:19.430	10	174
9	8	256	Rünno JÕEÄÄR	Soolo	KTM	11	1 Lap	1:51.311	11:32.969	4	173
10	9	609	Andrus LOMP	Soolo	Husqvarna	11	1 Lap	27.545	11:12.448	9	172
11	10	885	Taavi ILU	Soolo	Husqvarna	11	1 Lap	27.823	11:25.310	2	171
12	2	1	Margus MALTSAR / Matis MALTS	leeskondlil		10	2 Laps	1 Lap	10:31.668	9	179
13	11	973	Kaur LILLEVÄLJA	Soolo	Honda	10	2 Laps	2:48.652	11:23.242	9	170
14	12	343	Alari JÜRIÕO	Soolo	KTM	10	2 Laps	55.621	11:34.387	10	169
15	13	247	Tarmo TOMSON	Soolo	KTM	10	2 Laps	19.471	11:46.013	2	168
16	14	83	Andrus TURJA	Soolo	Honda	10	2 Laps	7.097	11:32.222	9	167
17	15	103	Riho MÄGI	Soolo	Honda	10	2 Laps	31.089	11:13.887	10	166
18	16	314	Mustikas	Soolo	KTM	10	2 Laps	4.791	11:39.501	5	165
19	17	796	Virgo KRUUSMAA	Soolo	Husqvarna	10	2 Laps	13.010	11:43.082	8	164
20	18	247	Tormi RAIK	Soolo	KTM	10	2 Laps	1:01.987	11:47.107	8	163
21	19	404	Riho PEILMAN	Soolo	Honda	10	2 Laps	5.631	11:37.040	4	162
22	20	5	Martin TAMMETALU	Soolo	Husqvarna	10	2 Laps	40.292	11:51.716	6	161
23	21	966	Onts	Soolo	KTM	10	2 Laps	35.753	12:02.791	4	160
24	22	113	Märt HEINLIK	Soolo	Husqvarna	10	2 Laps	1:22.817	11:45.678	6	159

Võistluse korraldajad: MK Star Racing

Orbits

Võistluse juhid: Maria KARUMETS ja Tuljo MARTIN

Võistluse kohtunikud: Maria KARUMETS ja Tuljo MARTIN

Võistluse ajamõõt: Asper LEPIIK Tulemused ja ringiajad: www.mylaps.ee

Printed: 05/07/2020 14:22:59





Põrguliste Metsasõit II etapp 2020

Sorted on Laps


JUULI MÖLL

Aravete motokrossirada 5.500 km

Kestvussõit 120 minutit

05/07/2020 12:00

Race started at 11:03:09



Pos	PIC	No.	Name	Class	Model	Laps	Diff	Gap	Best Tm	In Lap	Points
25	23	751	Alvar	Soolo	KTM	10	2 Laps	59.997	12:16.183	10	158
26	24	795	Ando VAGA	Soolo	Kawasaki	10	2 Laps	8.250	12:12.815	7	157
27	25	898	Taku	Soolo	GasGas	10	2 Laps	20.834	12:27.966	4	156
28	26	254	Helari KÄHRIK	Soolo	Husqvarna	10	2 Laps	25.670	12:00.715	6	155
29	27	284	Kert KALJURAND	Soolo	Husqvarna	10	2 Laps	57.076	12:17.584	8	154
30	28	721	Martin RITSON	Soolo	Husqvarna	10	2 Laps	1:30.492	12:30.101	9	153
31	29	448	Raimo KESSELI	Soolo	KTM	10	2 Laps	19.567	12:17.550	9	152
32	30	85	Erik SAMOSKIN	Soolo	Beta	10	2 Laps	12.790	12:22.340	10	151
33	31	99	Sten LUKAS	Soolo	Husqvarna	10	2 Laps	1.775	12:25.758	9	150
34	3	403	Heiko KOMENDANT / Ott KOMEN	leeskondlil	KTM	10	2 Laps	13.214	12:27.460	9	178
35	32	33	Renel OOLEP	Soolo	Beta	10	2 Laps	6.712	12:20.765	9	149
36	33	626	Missomiis	Soolo	GasGas	9	3 Laps	1 Lap	11:46.530	6	148
37	34	112	Karl KILTER	Soolo	Kawasaki	9	3 Laps	6:46.951	11:47.509	6	147
38	35	450	Arti HALLING	Soolo	KTM	9	3 Laps	1:47.847	12:04.766	5	146
39	36	10	Robert RANTA	Soolo	Honda	9	3 Laps	3.756	11:56.920	6	145
40	37	257	Arpo PÖLD	Soolo	Husqvarna	9	3 Laps	4.384	13:01.910	8	144
41	38	6	Meelis UUSTALU	Soolo		9	3 Laps	8.490	12:43.652	9	143
42	4	31	Ahty ROSENBERG / Indrek PÄRL	leeskondlil		9	3 Laps	22.848	12:40.345	8	177
43	39	196	Jugend	Soolo	KTM	9	3 Laps	18.344	12:06.521	8	142
44	40	931	Indrek REISENBUK	Soolo		9	3 Laps	16.757	12:37.953	9	141
45	41	992	Keevin SOKOLOV	Soolo	Honda	9	3 Laps	5.708	12:27.007	3	140
46	42	133	Silver EERIK	Soolo	KTM	9	3 Laps	22.205	13:06.274	8	139
47	43	71	Risto MANGMANN	Soolo	GasGas	9	3 Laps	1:07.135	12:50.398	8	138
48	44	172	Jaak JAAKSON	Soolo	GasGas	9	3 Laps	11.380	12:44.356	7	137

Võistluse korraldajad: MK Star Racing

Võistluse juhid: Maria KARUMETS ja Tuljo MARTIN

Võistluse kohtunikud: Maria KARUMETS ja Tuljo MARTIN

Võistluse ajamõõt: Asper LEPIIK Tulemused ja ringiajad: www.mylaps.ee

Printed: 05/07/2020 14:22:59

Orbits





Põrguliste Metsasõit II etapp 2020

Sorted on Laps


JUULI MÖLL

Aravete motokrossirada 5.500 km

Kestvussõit 120 minutit

05/07/2020 12:00

Race started at 11:03:09



Pos	PIC	No.	Name	Class	Model	Laps	Diff	Gap	Best Tm	In Lap	Points
49	45	818	Vahur TEDER	Soolo	GasGas	9	3 Laps	42.414	12:26.292	5	136
50	46	46	Aleksei MELEHHIN	Soolo	KTM	9	3 Laps	14.552	13:18.788	7	135
51	47	848	Tsaba JOE	Soolo	Beta	9	3 Laps	9.728	13:16.545	7	134
52	48	81	Siim NEEDRIT	Soolo	Husqvarna	9	3 Laps	5.212	12:51.416	9	133
53	49	977	Hado ALAPERT	Soolo		9	3 Laps	50.750	13:08.335	6	132
54	50	921	Sven-Mairo SCHMIDT	Soolo	Kawasaki	9	3 Laps	52.555	12:40.381	8	131
55	51	400	Risto HAUGAS	Soolo	Yamaha	9	3 Laps	1:07.934	12:48.182	8	130
56	52	117	Kristjan KARJAMA	Soolo	KTM	9	3 Laps	53.465	12:35.544	8	129
57	53	131	Anatoli SAMOSKIN	Soolo	KTM	9	3 Laps	1:01.683	13:24.155	9	128
58	54	47	Kaljo TIITS	Soolo	GasGas	9	3 Laps	49.759	13:02.025	5	127
59	55	51	Aivo KUUS	Soolo	Beta	9	3 Laps	43.632	13:02.116	6	126
60	56	776	Ardo TIITS	Soolo	Sherco	9	3 Laps	3.147	13:21.406	7	125
61	57	239	Peep KRUUS	Soolo	Beta	9	3 Laps	12.601	13:46.204	2	124
62	58	11	Mart SMETANJUK	Soolo	Kawasaki	9	3 Laps	59.791	13:54.123	9	123
63	59	333	Konstantin KARKATSOV	Soolo	KTM	9	3 Laps	1.244	13:29.779	7	122
64	60	932	Tauri LEPASILD	Soolo	Kawasaki	9	3 Laps	26.024	13:41.797	6	121
65	61	351	Alar NIINEPUU	Soolo	KTM	9	3 Laps	10.775	13:21.631	4	120
66	62	101	Mikk KARMISTE	Soolo	Suzuki	9	3 Laps	4:35.401	13:39.406	5	119
67	63	171	Siim LASTIK	Soolo	Kawasaki	8	4 Laps	1 Lap	12:19.299	6	118
68	64	83	Hr. RAAM	Soolo	KTM	8	4 Laps	19:36.156	15:00.914	3	117
69	65	818	Ilgar DZAFAROV	Soolo	Sherco	8	4 Laps	5:36.849	14:40.983	4	116
70	66	214	Alo VIIELO	Soolo	KTM	7	5 Laps	1 Lap	12:47.857	7	115
71	67	600	Raimo PÄRT	Soolo	Sherco	7	5 Laps	7:57.336	12:58.478	4	114
72	68	55	Pahva	Soolo	Kawasaki	7	5 Laps	14:21.533	14:29.555	6	113

Võistluse korraldajad: MK Star Racing

Orbits

Võistluse juhid: Maria KARUMETS ja Tuljo MARTIN

Võistluse kohtunikud: Maria KARUMETS ja Tuljo MARTIN

Võistluse ajamõõt: Asper LEPIIK Tulemused ja ringiajad: www.mylaps.ee

Printed: 05/07/2020 14:22:59





Põrguliste Metsasõit II etapp 2020

Sorted on Laps


JUULI MÖLL

Aravete motokrossirada 5.500 km

Kestvussõit 120 minutit

05/07/2020 12:00

Race started at 11:03:09



Pos	PIC	No.	Name	Class	Model	Laps	Diff	Gap	Best Tm	In Lap	Points
73	69	969	Sigmar JALLAI	Soolo	Kawasaki	7	5 Laps	1:03.746	14:05.884	6	112
74	70	779	Rasmus VÄLLING	Soolo	KTM	7	5 Laps	6:28.998	15:38.143	6	111
75	71	42	Jarmo TALV	Soolo	Kawasaki	7	5 Laps	3:24.416	16:19.336	6	110
76	72	82	Sergei KOROVIN	Soolo	KTM	7	5 Laps	3:53.024	16:58.660	6	109
77	73	143	Marnet TEICHMANN	Soolo	Kawasaki	6	6 Laps	1 Lap	11:20.073	5	108
78	74	43	Kevin KOPPEL	Soolo	KTM	6	6 Laps	7:19.349	12:38.848	5	107
79	75	11	Jimmy JOE	Soolo	KTM	6	6 Laps	15:04.622	14:18.593	4	106
80	76	404	Reio PEILMAN	Soolo		4	8 Laps	2 Laps	11:14.885	3	105
81	77	81	Dmitri FIRSOV	Soolo	Beta	4	8 Laps	9:48.459	13:49.864	2	104
82	78	575	Han SOLO	Soolo	Kawasaki	4	8 Laps	17:11.421	16:42.870	4	103
83	5	376	Allan SAARISTE / Joel KALJU	leeskondlil	Yamaha	3	9 Laps	1 Lap	14:14.323	2	176
84	79	579	Joel SMETS	Soolo	Husqvarna	2	10 Laps	1 Lap	15:50.177	2	102
85	80	911	Martin MÄGEDI	Soolo	Honda	1	11 Laps	1 Lap		0	101
86	81	555	Sten HAUGAS	Soolo	Husqvarna	1	11 Laps	2:09.797		0	100

Võistluse korraldajad: MK Star Racing

Võistluse juhid: Maria KARUMETS ja Tuljo MARTIN

Võistluse kohtunikud: Maria KARUMETS ja Tuljo MARTIN

Võistluse ajamõõt: Asper LEPPIK Tulemused ja ringiajad: www.mylaps.ee

Printed: 05/07/2020 14:22:59

Orbits





Põrguliste Metsasõit II etapp 2020

JUULI MÖLL

Aravete motokrossirada 5.500 km

Kestvussõit 120 minutit

05/07/2020 12:00

Race started at 11:03:09

Lap	Lap Tm	Diff	Time of Day
(377) Toni PAAKKINEN			
1			11:15:13.949
2	11:24.129	+59.719	11:26:38.078
3	10:28.184	+3.774	11:37:06.262
4	10:37.792	+13.382	11:47:44.054
5	10:44.937	+20.527	11:58:28.991
6	10:28.182	+3.772	12:08:57.173
7	11:06.021	+41.611	12:20:03.194
8	10:28.996	+4.586	12:30:32.190
9	10:24.482	+0.072	12:40:56.672
10	10:24.410		12:51:21.082
11	10:25.662	+1.252	13:01:46.744
12	10:26.064	+1.654	13:12:12.808
(360) Ricky CARMICHAEL			
1			11:15:01.567
2	10:53.282	+16.351	11:25:54.849
3	10:39.116	+2.185	11:36:33.965
4	10:45.669	+8.738	11:47:19.634
5	10:50.780	+13.849	11:58:10.414
6	11:27.385	+50.454	12:09:37.799
7	10:52.985	+16.054	12:20:30.784
8	10:36.931		12:31:07.715
9	10:41.106	+4.175	12:41:48.821
10	10:38.382	+1.451	12:52:27.203
11	10:59.063	+22.132	13:03:26.266
(369) Andres KUKK			
1			11:15:10.678
2	10:48.615	+7.285	11:25:59.293
3	10:41.330		11:36:40.623
4	10:54.357	+13.027	11:47:34.980
5	11:16.222	+34.892	11:58:51.202
6	11:20.683	+39.353	12:10:11.885
7	11:01.051	+19.721	12:21:12.936
8	10:53.765	+12.435	12:32:06.701
9	10:59.265	+17.935	12:43:05.966
10	10:52.156	+10.826	12:53:58.122
11	11:05.115	+23.785	13:05:03.237
(654) Taavi TÕNTS			
1			11:15:08.127
2	11:06.996	+13.488	11:26:15.123
3	11:11.866	+18.358	11:37:26.989
4	11:07.984	+14.476	11:48:34.973
5	11:20.205	+26.697	11:59:55.178

Lap	Lap Tm	Diff	Time of Day
6	10:55.507	+1.999	12:10:50.685
7	11:43.434	+49.926	12:22:34.119
8	10:53.750	+0.242	12:33:27.869
9	10:54.065	+0.557	12:44:21.934
10	10:53.508		12:55:15.442
11	11:02.192	+8.684	13:06:17.634
(143) Ken / Kevin			
1			11:15:25.241
2	11:46.259	+57.986	11:27:11.500
3	11:42.666	+54.393	11:38:54.166
4	12:14.183	1:25.910	11:51:08.349
5	11:04.441	+16.168	12:02:12.790
6	11:34.838	+46.565	12:13:47.628
7	11:09.120	+20.847	12:24:56.748
8	11:33.610	+45.337	12:36:30.358
9	10:48.273		12:47:18.631
10	11:04.818	+16.545	12:58:23.449
11	11:15.679	+27.406	13:09:39.128
(121) Nuut			
1			11:15:34.220
2	11:09.687	+15.934	11:26:43.907
3	11:08.045	+14.292	11:37:51.952
4	10:53.753		11:48:45.705
5	11:22.374	+28.621	12:00:08.079
6	11:03.973	+10.220	12:11:12.052
7	11:34.667	+40.914	12:22:46.719
8	11:30.365	+36.612	12:34:17.084
9	10:55.266	+1.513	12:45:12.350
10	11:27.037	+33.284	12:56:39.387
11	13:17.802	2:24.040	13:09:57.189
(170) Timo HERMLIN			
1			11:15:10.282
2	11:08.233		11:26:18.515
3	11:36.862	+28.629	11:37:55.377
4	11:24.503	+16.270	11:49:19.880
5	11:59.654	+51.421	12:01:19.534
6	11:41.831	+33.598	12:13:01.365
7	11:45.738	+37.505	12:24:47.103
8	11:33.939	+25.706	12:36:21.042
9	11:44.095	+35.862	12:48:05.137
10	11:41.138	+32.905	12:59:46.275
11	12:12.579	1:04.340	13:11:58.854
(2) Janne VESTERINEN			

Lap	Lap Tm	Diff	Time of Day
1			11:15:53.58
2	11:27.003	+7.573	11:27:20.59
3	11:45.565	+26.135	11:39:06.15
4	11:51.434	+32.004	11:50:57.59
5	11:20.886	+1.456	12:02:18.47
6	11:33.480	+14.050	12:13:51.95
7	11:31.865	+12.435	12:25:23.82
8	11:51.186	+31.756	12:37:15.00
9	12:16.276	+56.846	12:49:31.28
10	11:19.430		13:00:50.71
11	11:35.424	+15.994	13:12:26.13
(256) Rünno JÕEÄÄR			
1			11:16:15.49
2	11:42.523	+9.554	11:27:58.01
3	11:35.942	+2.973	11:39:33.95
4	11:32.969		11:51:06.92
5	11:42.847	+9.878	12:02:49.77
6	12:10.537	+37.568	12:15:00.31
7	11:48.685	+15.716	12:26:48.99
8	11:50.005	+17.036	12:38:39.00
9	11:47.720	+14.751	12:50:26.72
10	12:05.884	+32.915	13:02:32.60
11	11:44.844	+11.875	13:14:17.44
(609) Andrus LOMP			
1			11:16:26.23
2	13:09.153	1:56.700	11:29:35.39
3	12:06.598	+54.150	11:41:41.99
4	11:55.268	+42.820	11:53:37.25
5	12:12.021	+59.573	12:05:49.27
6	11:33.368	+20.920	12:17:22.64
7	11:41.282	+28.834	12:29:03.92
8	11:26.052	+13.604	12:40:29.98
9	11:12.448		12:51:42.42
10	11:23.310	+10.862	13:03:05.73
11	11:39.255	+26.807	13:14:44.99
(885) Taavi ILU			
1			11:15:06.20
2	11:25.310		11:26:31.51
3	12:01.840	+36.530	11:38:33.35
4	12:21.447	+56.137	11:50:54.79
5	12:15.041	+49.731	12:03:09.83
6	11:57.669	+32.359	12:15:07.50
7	11:51.389	+26.079	12:26:58.89
8	11:48.096	+22.786	12:38:46.99

Võistluse korraldajad: MK Star Racing

Orbits

Võistluse juhid: Maria KARUMETS ja Tuljo MARTIN

Võistluse kohtunikud: Maria KARUMETS ja Tuljo MARTIN

Võistluse ajamõõt: Asper LEPPIK Tulemused ja ringiajad: www.mylaps.ee

Printed: 05/07/2020 14:23:16





Põrguliste Metsasõit II etapp 2020

JUULI MÖLL

Aravete motokrossirada 5.500 km

Kestvussõit 120 minutit

05/07/2020 12:00

Race started at 11:03:09

Lap	Lap Tm	Diff	Time of Day
9	11:51.982	+26.672	12:50:38.975
10	12:28.003	1:02.693	13:03:06.978
11	12:05.839	+40.529	13:15:12.817

(1) Margus MALTSAR / Matis MALTSAR

1			11:15:22.009
2	11:07.755	+36.087	11:26:29.764
3	11:19.284	+47.616	11:37:49.048
4	11:42.113	1:10.445	11:49:31.161
5	11:53.141	1:21.473	12:01:24.302
6	11:14.997	+43.329	12:12:39.299
7	11:45.168	1:13.500	12:24:24.467
8	11:38.829	1:07.161	12:36:03.296
9	10:31.668		12:46:34.964
10	14:58.457	4:26.789	13:01:33.421

(973) Kaur LILLEVÄLJA

1			11:16:55.680
2	12:18.801	+55.559	11:29:14.481
3	12:06.407	+43.165	11:41:20.888
4	12:07.915	+44.673	11:53:28.803
5	12:50.423	1:27.181	12:06:19.226
6	11:27.056	+3.814	12:17:46.282
7	11:40.838	+17.596	12:29:27.120
8	11:33.792	+10.550	12:41:00.912
9	11:23.242		12:52:24.154
10	11:57.919	+34.677	13:04:22.073

(343) Alari JÜRIÕÕ

1			11:16:54.699
2	11:49.934	+15.547	11:28:44.633
3	11:56.608	+22.221	11:40:41.241
4	12:05.673	+31.286	11:52:46.914
5	11:54.623	+20.236	12:04:41.537
6	13:41.226	2:06.839	12:18:22.763
7	11:49.706	+15.319	12:30:12.469
8	11:44.452	+10.065	12:41:56.921
9	11:46.386	+11.999	12:53:43.307
10	11:34.387		13:05:17.694

(247) Tarmo TOMSON

1			11:16:18.558
2	11:46.013		11:28:04.571
3	12:07.364	+21.351	11:40:11.935
4	12:12.331	+26.318	11:52:24.266
5	12:40.620	+54.607	12:05:04.886
6	11:59.400	+13.387	12:17:04.286

Lap	Lap Tm	Diff	Time of Day
7	11:58.966	+12.953	12:29:03.252
8	12:01.260	+15.247	12:41:04.512
9	12:18.571	+32.558	12:53:23.083
10	12:14.082	+28.069	13:05:37.165

(83) Andrus TURJA

1			11:16:40.436
2	12:07.056	+34.834	11:28:47.492
3	13:08.438	1:36.216	11:41:55.930
4	12:24.987	+52.765	11:54:20.917
5	11:46.798	+14.576	12:06:07.715
6	12:41.049	1:08.827	12:18:48.764
7	11:53.476	+21.254	12:30:42.240
8	11:42.490	+10.268	12:42:24.730
9	11:32.222		12:53:56.952
10	11:47.310	+15.088	13:05:44.262

(103) Riho MÄGI

1			11:17:28.628
2	12:09.495	+55.608	11:29:38.123
3	12:09.343	+55.456	11:41:47.466
4	12:07.284	+53.397	11:53:54.750
5	12:05.658	+51.771	12:06:00.408
6	12:21.009	1:07.122	12:18:21.417
7	13:07.118	1:53.231	12:31:28.535
8	11:51.649	+37.762	12:43:20.184
9	11:41.280	+27.393	12:55:01.464
10	11:13.887		13:06:15.351

(314) Mustikas

1			11:17:24.838
2	12:12.644	+33.143	11:29:37.482
3	12:09.056	+29.555	11:41:46.538
4	11:55.031	+15.530	11:53:41.569
5	11:39.501		12:05:21.070
6	11:44.515	+5.014	12:17:05.585
7	11:58.516	+19.015	12:29:04.101
8	12:01.954	+22.453	12:41:06.055
9	13:05.191	1:25.690	12:54:11.246
10	12:08.896	+29.395	13:06:20.142

(796) Virgo KRUUSMAA

1			11:18:14.111
2	12:32.579	+49.497	11:30:46.690
3	12:05.099	+22.017	11:42:51.789
4	12:13.729	+30.647	11:55:05.518
5	12:01.518	+18.436	12:07:07.036

Lap	Lap Tm	Diff	Time of Day
6	12:07.494	+24.412	12:19:14.533
7	11:52.214	+9.132	12:31:06.747
8	11:43.082		12:42:49.829
9	11:43.527	+0.445	12:54:33.356
10	11:59.799	+16.717	13:06:33.155

(247) Tormi RAIK

1			11:15:52.311
2	12:10.146	+23.039	11:28:02.450
3	15:03.939	3:16.832	11:43:06.389
4	12:02.543	+15.436	11:55:08.943
5	12:06.022	+18.915	12:07:14.965
6	11:57.278	+10.171	12:19:12.244
7	11:59.481	+12.374	12:31:11.728
8	11:47.107		12:42:58.825
9	11:51.696	+4.589	12:54:50.524
10	12:44.614	+57.507	13:07:35.131

(404) Riho PEILMAN

1			11:15:20.299
2	12:01.325	+24.285	11:27:21.614
3	11:57.163	+20.123	11:39:18.777
4	11:37.040		11:50:55.817
5	11:54.858	+17.818	12:02:50.677
6	13:51.510	2:14.470	12:16:42.187
7	12:42.739	1:05.699	12:29:24.926
8	12:20.196	+43.156	12:41:45.122
9	13:05.862	1:28.822	12:54:50.984
10	12:49.787	1:12.747	13:07:40.771

(5) Martin TAMMETALU

1			11:16:46.699
2	13:03.063	1:11.347	11:29:49.752
3	12:15.576	+23.860	11:42:05.333
4	12:12.468	+20.752	11:54:17.800
5	12:15.649	+23.933	12:06:33.444
6	11:51.716		12:18:25.160
7	12:13.059	+21.343	12:30:38.223
8	12:53.039	1:01.329	12:43:31.266
9	12:29.464	+37.748	12:56:00.720
10	12:20.335	+28.619	13:08:21.060

(966) Onts

1			11:17:17.011
2	12:27.695	+24.904	11:29:44.715
3	12:15.590	+12.799	11:42:00.300
4	12:02.791		11:54:03.099

Võistluse korraldajad: MK Star Racing

Orbits

Võistluse juhid: Maria KARUMETS ja Tuljo MARTIN

Võistluse kohtunikud: Maria KARUMETS ja Tuljo MARTIN

Võistluse ajamõõt: Asper LEPPIK Tulemused ja ringiajad: www.mylaps.ee

Printed: 05/07/2020 14:23:16

ASPER
TIMING



Põrguliste Metsasõit II etapp 2020

JUULI MÖLL

Aravete motokrossirada 5.500 km

Kestvussõit 120 minutit

05/07/2020 12:00

Race started at 11:03:09

Lap	Lap Tm	Diff	Time of Day
5	12:53.993	+51.202	12:06:57.086
6	12:21.181	+18.390	12:19:18.267
7	12:52.332	+49.541	12:32:10.599
8	12:04.180	+1.389	12:44:14.779
9	12:11.775	+8.984	12:56:26.554
10	12:30.261	+27.470	13:08:56.815

(113) Märt HEINLIK

1			11:16:46.609
2	13:38.401	1:52.725	11:30:25.010
3	12:24.392	+38.714	11:42:49.402
4	12:13.341	+27.663	11:55:02.743
5	12:33.917	+48.239	12:07:36.660
6	11:45.678		12:19:22.338
7	12:47.512	1:01.834	12:32:09.850
8	13:34.253	1:48.575	12:45:44.103
9	12:23.442	+37.764	12:58:07.545
10	12:12.087	+26.409	13:10:19.632

(751) Alvar

1			11:18:34.284
2	13:05.893	+49.710	11:31:40.177
3	12:34.441	+18.258	11:44:14.618
4	12:43.449	+27.266	11:56:58.067
5	12:26.074	+9.891	12:09:24.141
6	12:33.280	+17.097	12:21:57.421
7	12:16.503	+0.320	12:34:13.924
8	12:28.146	+11.963	12:46:42.070
9	12:21.376	+5.193	12:59:03.446
10	12:16.183		13:11:19.629

(795) Ando VAGA

1			11:18:12.415
2	12:29.545	+16.730	11:30:41.960
3	12:26.283	+13.468	11:43:08.243
4	13:53.957	1:41.142	11:57:02.200
5	12:14.940	+2.125	12:09:17.140
6	12:38.215	+25.400	12:21:55.355
7	12:12.815		12:34:08.170
8	12:22.817	+10.002	12:46:30.987
9	12:20.838	+8.023	12:58:51.825
10	12:36.054	+23.239	13:11:27.879

(898) Taku

1			11:17:16.272
2	13:24.727	+56.761	11:30:40.999
3	12:32.644	+4.678	11:43:13.643

Lap	Lap Tm	Diff	Time of Day
4	12:27.966		11:55:41.609
5	12:44.453	+16.487	12:08:26.062
6	12:29.489	+1.523	12:20:55.551
7	13:00.502	+32.536	12:33:56.053
8	12:30.708	+2.742	12:46:26.761
9	12:44.448	+16.482	12:59:11.209
10	12:37.504	+9.538	13:11:48.713

(254) Helari KÄHRIK

1			11:18:28.086
2	13:39.332	1:38.617	11:32:07.418
3	13:03.037	1:02.322	11:45:10.455
4	12:29.562	+28.847	11:57:40.017
5	12:43.419	+42.704	12:10:23.436
6	12:00.715		12:22:24.151
7	12:39.266	+38.551	12:35:03.417
8	12:31.228	+30.513	12:47:34.645
9	12:28.287	+27.572	13:00:02.932
10	12:11.451	+10.736	13:12:14.383

(284) Kert KALJURAND

1			11:18:11.745
2	13:27.813	1:10.225	11:31:39.558
3	13:04.741	+47.157	11:44:44.299
4	12:49.350	+31.766	11:57:33.649
5	12:53.009	+35.425	12:10:26.658
6	13:17.595	-1:00.011	12:23:44.253
7	12:25.087	+7.503	12:36:09.340
8	12:17.584		12:48:26.924
9	12:22.093	+4.509	13:00:49.017
10	12:22.442	+4.858	13:13:11.459

(721) Martin RITSON

1			11:18:22.502
2	13:12.910	+42.809	11:31:35.412
3	12:55.430	+25.329	11:44:30.842
4	13:07.757	+37.656	11:57:38.599
5	13:08.251	+38.150	12:10:46.850
6	13:05.910	+35.809	12:23:52.760
7	12:47.297	+17.196	12:36:40.057
8	12:41.693	+11.592	12:49:21.750
9	12:30.101		13:01:51.851
10	12:50.100	+19.999	13:14:41.951

(448) Raimo KESSELI

1			11:19:03.484
2	13:31.054	1:13.504	11:32:34.538

Lap	Lap Tm	Diff	Time of Day
3	13:05.450	+47.900	11:45:39.98
4	13:09.167	+51.617	11:58:49.15
5	12:52.011	+34.461	12:11:41.16
6	13:07.958	+50.408	12:24:49.12
7	12:48.298	+30.748	12:37:37.42
8	12:35.247	+17.697	12:50:12.66
9	12:17.550		13:02:30.21
10	12:31.299	+13.749	13:15:01.51

(85) Erik SAMOSKIN

1			11:19:01.19
2	13:14.177	+51.837	11:32:15.37
3	13:02.278	+39.938	11:45:17.64
4	12:49.860	+27.520	11:58:07.50
5	12:35.681	+13.341	12:10:43.18
6	13:49.999	1:27.655	12:24:33.18
7	13:11.911	+49.571	12:37:45.09
8	12:27.974	+5.634	12:50:13.07
9	12:38.895	+16.555	13:02:51.96
10	12:22.340		13:15:14.30

(99) Sten LUKAS

1			11:18:47.23
2	13:26.914	1:01.155	11:32:14.15
3	13:30.134	1:04.375	11:45:44.28
4	13:01.618	+35.860	11:58:45.90
5	12:51.523	+25.765	12:11:37.42
6	13:02.599	+36.841	12:24:40.02
7	13:00.598	+34.840	12:37:40.62
8	12:29.092	+3.334	12:50:09.71
9	12:25.758		13:02:35.47
10	12:40.608	+14.850	13:15:16.08

(403) Heiko KOMENDANT / Ott KOMENDANT

1			11:17:54.83
2	13:05.723	+38.263	11:31:00.55
3	12:36.730	+9.270	11:43:37.28
4	13:23.842	+56.382	11:57:01.12
5	14:02.359	1:34.895	12:11:03.48
6	14:21.913	1:54.455	12:25:25.40
7	12:31.192	+3.732	12:37:56.59
8	12:35.019	+7.559	12:50:31.61
9	12:27.460		13:02:59.07
10	12:30.226	+2.766	13:15:29.29

(33) Renel OOLEP

1			11:18:39.58
---	--	--	-------------

Võistluse korraldajad: MK Star Racing

Orbits

Võistluse juhid: Maria KARUMETS ja Tuljo MARTIN

Võistluse kohtunikud: Maria KARUMETS ja Tuljo MARTIN

Võistluse ajamõõt: Asper LEPPIK Tulemused ja ringiajad: www.mylaps.ee

Printed: 05/07/2020 14:23:16





Põrguliste Metsasõit II etapp 2020

JUULI MÖLL

Aravete motokrossirada 5.500 km

Kestvussõit 120 minutit

05/07/2020 12:00

Race started at 11:03:09

Lap	Lap Tm	Diff	Time of Day
2	13:34.247	1:13.482	11:32:13.833
3	13:20.113	+59.348	11:45:33.946
4	13:13.379	+52.614	11:58:47.325
5	12:51.431	+30.666	12:11:38.756
6	13:16.663	+55.898	12:24:55.419
7	12:48.377	+27.612	12:37:43.796
8	12:27.389	+6.624	12:50:11.185
9	12:20.765		13:02:31.950
10	13:04.059	+43.294	13:15:36.009

(626) Missomiis

1			11:18:26.132
2	12:49.099	1:02.569	11:31:15.231
3	12:02.750	+16.220	11:43:17.981
4	11:49.129	+2.599	11:55:07.110
5	11:57.869	+11.339	12:07:04.979
6	11:46.530		12:18:51.509
7	11:52.602	+6.072	12:30:44.111
8	12:11.161	+24.631	12:42:55.272
9	12:15.913	+29.383	12:55:11.185

(112) Karl KILTER

1			11:17:51.294
2	12:08.422	+20.913	11:29:59.716
3	12:19.286	+31.777	11:42:19.002
4	12:06.350	+18.841	11:54:25.352
5	12:34.799	+47.290	12:07:00.151
6	11:47.509		12:18:47.660
7	12:10.865	+23.356	12:30:58.525
8	11:59.255	+11.746	12:42:57.780
9	19:00.356	7:12.847	13:01:58.136

(450) Arti HALLING

1			11:17:02.719
2	12:31.190	+26.424	11:29:33.909
3	15:01.784	2:57.018	11:44:35.693
4	15:57.223	3:52.457	12:00:32.916
5	12:04.766		12:12:37.682
6	12:30.299	+25.533	12:25:07.981
7	12:47.743	+42.977	12:37:55.724
8	13:44.189	1:39.423	12:51:39.913
9	12:06.070	+1.304	13:03:45.983

(10) Robert RANTA

1			11:18:43.081
2	14:28.188	2:31.268	11:33:11.269
3	15:17.288	3:20.368	11:48:28.557

Lap	Lap Tm	Diff	Time of Day
4	13:14.579	1:17.655	12:01:43.136
5	12:21.212	+24.292	12:14:04.348
6	11:56.920		12:26:01.268
7	12:56.762	+59.842	12:38:58.030
8	12:24.412	+27.492	12:51:22.442
9	12:27.297	+30.377	13:03:49.739

(257) Arpo PÖLD

1			11:18:10.717
2	13:24.690	+22.780	11:31:35.407
3	13:20.300	+18.390	11:44:55.707
4	13:18.573	+16.663	11:58:14.280
5	13:12.043	+10.133	12:11:26.323
6	13:03.199	+1.289	12:24:29.522
7	13:06.868	+4.958	12:37:36.390
8	13:01.910		12:50:38.300
9	13:15.823	+13.913	13:03:54.123

(6) Meelis UUSTALU

1			11:20:08.281
2	13:27.442	+43.790	11:33:35.723
3	12:58.995	+15.343	11:46:34.718
4	13:06.896	+23.244	11:59:41.614
5	13:01.613	+17.961	12:12:43.227
6	12:58.334	+14.682	12:25:41.561
7	12:50.734	+7.082	12:38:32.295
8	12:46.666	+3.014	12:51:18.961
9	12:43.652		13:04:02.613

(31) Ahty ROSENBERG / Indrek PÄRLOJA

1			11:17:38.159
2	13:45.378	1:05.033	11:31:23.537
3	12:49.883	+9.538	11:44:13.420
4	13:01.890	+21.545	11:57:15.310
5	13:07.670	+27.325	12:10:22.980
6	14:27.453	1:47.108	12:24:50.433
7	12:45.064	+4.719	12:37:35.497
8	12:40.345		12:50:15.842
9	14:09.619	1:29.274	13:04:25.461

(196) Jugend

1			11:18:09.134
2	16:09.163	4:02.642	11:34:18.297
3	13:21.440	1:14.915	11:47:39.737
4	13:13.485	1:06.964	12:00:53.222
5	13:29.772	1:23.251	12:14:22.994
6	13:03.334	+56.813	12:27:26.328

Lap	Lap Tm	Diff	Time of Day
7	12:44.428	+37.907	12:40:10.755
8	12:06.521		12:52:17.276
9	12:26.528	+20.007	13:04:43.803

(931) Indrek REISENBUK

1			11:18:59.311
2	14:03.903	1:25.950	11:33:03.222
3	14:17.018	1:39.065	11:47:20.239
4	13:43.934	1:05.981	12:01:04.170
5	12:47.568	+9.615	12:13:51.744
6	13:01.873	+23.920	12:26:53.611
7	12:44.807	+6.854	12:39:38.422
8	12:44.189	+6.236	12:52:22.600
9	12:37.953		13:05:00.560

(992) Keevin SOKOLOV

1			11:18:55.031
2	14:42.107	2:15.100	11:33:37.141
3	12:27.007		11:46:04.148
4	13:12.097	+45.090	11:59:16.244
5	13:49.479	1:22.472	12:13:05.722
6	13:21.107	+54.100	12:26:26.833
7	12:50.791	+23.784	12:39:17.622
8	12:57.095	+30.088	12:52:14.711
9	12:51.552	+24.545	13:05:06.276

(133) Silver EERIK

1			11:18:13.341
2	13:23.225	+16.951	11:31:36.577
3	13:11.365	+5.091	11:44:47.933
4	13:29.590	+23.316	11:58:17.522
5	13:44.370	+38.096	12:12:01.893
6	13:16.600	+10.326	12:25:18.493
7	13:48.785	+42.511	12:39:07.283
8	13:06.274		12:52:13.555
9	13:14.919	+8.645	13:05:28.477

(71) Risto MANGMANN

1			11:19:01.491
2	14:06.052	1:15.654	11:33:07.555
3	13:59.470	1:09.072	11:47:07.022
4	13:49.102	+58.704	12:00:56.122
5	13:19.431	+29.033	12:14:15.555
6	13:16.710	+26.312	12:27:32.266
7	13:09.600	+19.202	12:40:41.866
8	12:50.398		12:53:32.266
9	13:03.349	+12.951	13:06:35.611

Võistluse korraldajad: MK Star Racing

Orbits

Võistluse juhid: Maria KARUMETS ja Tuljo MARTIN

Võistluse kohtunikud: Maria KARUMETS ja Tuljo MARTIN

Võistluse ajamõõt: Asper LEPPIK Tulemused ja ringiajad: www.mylaps.ee

Printed: 05/07/2020 14:23:16

ASPER
TIMING



Põrguliste Metsasõit II etapp 2020

JUULI MÖLL

Aravete motokrossirada 5.500 km

Kestvussõit 120 minutit

05/07/2020 12:00

Race started at 11:03:09

Lap	Lap Tm	Diff	Time of Day
(172) Jaak JAAKSON			
1			11:18:42.324
2	14:47.543	2:03.187	11:33:29.867
3	13:34.685	+50.329	11:47:04.552
4	14:09.763	1:25.407	12:01:14.315
5	13:12.958	+28.602	12:14:27.273
6	13:11.589	+27.233	12:27:38.862
7	12:44.356		12:40:23.218
8	12:52.336	+7.980	12:53:15.554
9	13:31.436	+47.080	13:06:46.990

Lap	Lap Tm	Diff	Time of Day
(818) Vahur TEDER			
1			11:18:57.052
2	13:21.076	+54.784	11:32:18.128
3	15:22.595	2:56.303	11:47:40.723
4	13:59.991	1:33.695	12:01:40.714
5	12:26.292		12:14:07.006
6	12:40.530	+14.238	12:26:47.536
7	13:17.567	+51.275	12:40:05.103
8	12:57.001	+30.709	12:53:02.104
9	14:27.300	2:01.008	13:07:29.404

Lap	Lap Tm	Diff	Time of Day
(46) Aleksei MELEHHIN			
1			11:18:19.625
2	13:42.649	+23.861	11:32:02.274
3	13:44.188	+25.400	11:45:46.462
4	13:43.728	+24.940	11:59:30.190
5	13:42.309	+23.521	12:13:12.499
6	13:32.526	+13.738	12:26:45.025
7	13:18.788		12:40:03.813
8	14:06.715	+47.927	12:54:10.528
9	13:33.428	+14.640	13:07:43.956

Lap	Lap Tm	Diff	Time of Day
(848) Tsaba JOE			
1			11:19:11.053
2	14:04.499	+47.954	11:33:15.552
3	13:43.638	+27.093	11:46:59.190
4	13:40.797	+24.252	12:00:39.987
5	13:33.389	+16.844	12:14:13.376
6	13:45.911	+29.366	12:27:59.287
7	13:16.545		12:41:15.832
8	13:18.066	+1.521	12:54:33.898
9	13:19.786	+3.241	13:07:53.684

Lap	Lap Tm	Diff	Time of Day
(81) Siim NEEDRIT			
1			11:19:23.819

Lap	Lap Tm	Diff	Time of Day
2	14:05.118	1:13.702	11:33:28.937
3	14:27.794	1:36.378	11:47:56.731
4	13:51.930	1:00.514	12:01:48.661
5	13:24.478	+33.062	12:15:13.139
6	13:27.032	+35.616	12:28:40.171
7	13:19.495	+28.079	12:41:59.666
8	13:07.814	+16.398	12:55:07.480
9	12:51.416		13:07:58.896

Lap	Lap Tm	Diff	Time of Day
(977) Hado ALAPERT			
1			11:18:09.686
2	15:42.249	2:33.914	11:33:51.935
3	14:02.254	+53.919	11:47:54.189
4	13:42.648	+34.313	12:01:36.837
5	13:17.923	+9.588	12:14:54.760
6	13:08.335		12:28:03.095
7	13:18.894	+10.559	12:41:21.989
8	13:33.233	+24.898	12:54:55.222
9	13:54.424	+46.089	13:08:49.646

Lap	Lap Tm	Diff	Time of Day
(921) Sven-Mairo SCHMIDT			
1			11:17:24.235
2	12:51.844	+11.463	11:30:16.079
3	13:45.853	1:05.472	11:44:01.932
4	13:58.998	1:18.617	11:58:00.930
5	12:45.295	+4.914	12:10:46.225
6	12:45.018	+4.637	12:23:31.243
7	14:23.317	1:42.936	12:37:54.560
8	12:40.381		12:50:34.941
9	19:07.260	6:26.875	13:09:42.201

Lap	Lap Tm	Diff	Time of Day
(400) Risto HAUGAS			
1			11:18:32.770
2	14:29.014	1:40.832	11:33:01.784
3	14:57.387	2:09.205	11:47:59.171
4	12:58.001	+9.819	12:00:57.172
5	15:53.263	3:05.081	12:16:50.435
6	13:33.917	+45.735	12:30:24.352
7	13:17.513	+29.331	12:43:41.865
8	12:48.182		12:56:30.047
9	14:20.088	1:31.906	13:10:50.135

Lap	Lap Tm	Diff	Time of Day
(117) Kristjan KARJAMA			
1			11:18:41.402
2	15:51.283	3:15.735	11:34:32.685
3	17:54.552	5:19.008	11:52:27.237
4	13:58.633	1:23.085	12:06:25.870

Lap	Lap Tm	Diff	Time of Day
5	13:03.569	+28.025	12:19:29.433
6	13:01.197	+25.653	12:32:30.633
7	13:15.951	+40.407	12:45:46.583
8	12:35.544		12:58:22.133
9	13:21.469	+45.925	13:11:43.603

Lap	Lap Tm	Diff	Time of Day
(131) Anatoli SAMOSKIN			
1			11:21:26.833
2	14:00.945	+36.790	11:35:27.773
3	14:08.574	+44.419	11:49:36.353
4	13:48.613	+24.458	12:03:24.963
5	13:32.589	+8.434	12:16:57.553
6	13:56.630	+32.475	12:30:54.183
7	14:13.809	+49.654	12:45:07.993
8	14:13.136	+48.981	12:59:21.123
9	13:24.155		13:12:45.283

Lap	Lap Tm	Diff	Time of Day
(47) Kaljo TIITS			
1			11:20:09.033
2	13:43.552	+41.527	11:33:52.593
3	14:34.436	1:32.411	11:48:27.023
4	13:32.582	+30.557	12:01:59.603
5	13:02.025		12:15:01.633
6	13:44.259	+42.234	12:28:45.893
7	18:15.223	5:13.198	12:47:01.113
8	13:27.203	+25.178	13:00:28.313
9	13:06.724	+4.699	13:13:35.043

Lap	Lap Tm	Diff	Time of Day
(51) Aivo KUUS			
1			11:19:35.113
2	13:28.845	+26.729	11:33:03.963
3	13:47.090	+44.974	11:46:51.053
4	13:07.012	+4.896	11:59:58.063
5	15:42.756	2:40.640	12:15:40.823
6	13:02.116		12:28:42.933
7	13:29.761	+27.645	12:42:12.693
8	18:19.941	5:17.825	13:00:32.633
9	13:46.035	+43.919	13:14:18.673

Lap	Lap Tm	Diff	Time of Day
(776) Ardo TIITS			
1			11:23:31.943
2	14:27.098	1:05.692	11:37:59.043
3	14:59.364	1:37.958	11:52:58.413
4	14:09.948	+48.542	12:07:08.353
5	13:42.575	+21.169	12:20:50.933
6	13:23.850	+2.444	12:34:14.783
7	13:21.406		12:47:36.183

Võistluse korraldajad: MK Star Racing

Orbits

Võistluse juhid: Maria KARUMETS ja Tuljo MARTIN

Võistluse kohtunikud: Maria KARUMETS ja Tuljo MARTIN

Võistluse ajamõõt: Asper LEPPIK Tulemused ja ringiajad: www.mylaps.ee





Põrguliste Metsasõit II etapp 2020

JUULI MÖLL

Aravete motokrossirada 5.500 km

Kestvussõit 120 minutit

05/07/2020 12:00

Race started at 11:03:09

Lap	Lap Tm	Diff	Time of Day
8	13:23.984	+2.578	13:01:00.173
9	13:21.648	+0.242	13:14:21.821

(239) Peep KRUIUS

1			11:19:33.308
2	13:46.204		11:33:19.512
3	14:44.674	+58.470	11:48:04.186
4	14:10.025	+23.821	12:02:14.211
5	14:25.168	+38.964	12:16:39.379
6	15:09.543	1:23.33€	12:31:48.922
7	14:42.315	+56.111	12:46:31.237
8	13:56.480	+10.276	13:00:27.717
9	14:06.705	+20.501	13:14:34.422

(11) Mart SMETANJUK

1			11:18:36.946
2	14:33.225	+39.102	11:33:10.171
3	14:03.013	+8.890	11:47:13.184
4	14:11.605	+17.482	12:01:24.789
5	14:28.886	+34.763	12:15:53.675
6	17:11.481	3:17.35€	12:33:05.156
7	14:25.991	+31.868	12:47:31.147
8	14:08.943	+14.820	13:01:40.090
9	13:54.123		13:15:34.213

(333) Konstantin KARKATSOV

1			11:19:35.219
2	14:01.065	+31.286	11:33:36.284
3	14:03.800	+34.021	11:47:40.084
4	17:10.435	3:40.65€	12:04:50.519
5	14:00.964	+31.185	12:18:51.483
6	14:29.043	+59.264	12:33:20.526
7	13:29.779		12:46:50.305
8	15:10.550	1:40.771	13:02:00.855
9	13:34.602	+4.823	13:15:35.457

(932) Tauri LEPASILD

1			11:18:45.705
2	14:33.006	+51.209	11:33:18.711
3	14:03.047	+21.250	11:47:21.758
4	13:46.347	+4.550	12:01:08.105
5	14:43.510	1:01.71€	12:15:51.615
6	13:41.797		12:29:33.412
7	15:13.408	1:31.611	12:44:46.820
8	15:21.281	1:39.484	13:00:08.101
9	15:53.380	2:11.58€	13:16:01.481

(351) Alar NIINEPUU

1			11:20:16.241
2	13:40.912	+19.281	11:33:57.153
3	14:00.940	+39.309	11:47:58.093
4	13:21.631		12:01:19.724
5	17:57.859	4:36.22€	12:19:17.583
6	14:10.306	+48.675	12:33:27.889
7	14:10.947	+49.316	12:47:38.836
8	13:57.189	+35.558	13:01:36.025
9	14:36.231	1:14.60€	13:16:12.256

(101) Mikk KARMISTE

1			11:19:42.325
2	14:12.201	+32.795	11:33:54.526
3	14:25.885	+46.479	11:48:20.411
4	14:16.367	+36.961	12:02:36.778
5	13:39.406		12:16:16.184
6	15:12.516	1:33.11€	12:31:28.700
7	14:52.551	1:13.14€	12:46:21.251
8	13:46.309	+6.903	13:00:07.560
9	30:31.929	16:52.52	13:30:39.489

(171) Siim LASTIK

1			11:18:24.519
2	14:52.196	2:32.897	11:33:16.715
3	13:15.679	+56.380	11:46:32.394
4	13:02.205	+42.906	11:59:34.599
5	14:18.437	1:59.13€	12:13:53.036
6	12:19.299		12:26:12.335
7	12:33.263	+13.964	12:38:45.598
8	14:39.967	2:20.66€	12:53:25.565

(83) Hr. RAAM

1			11:22:41.294
2	15:08.690	+7.776	11:37:49.984
3	15:00.914		11:52:50.898
4	15:48.150	+47.236	12:08:39.048
5	15:13.089	+12.175	12:23:52.137
6	15:58.288	+57.374	12:39:50.425
7	16:57.933	1:57.01€	12:56:48.358
8	16:13.363	1:12.44€	13:13:01.721

(818) Ilgar DZAFAROV

1			11:24:12.249
2	15:50.842	1:09.85€	11:40:03.091
3	16:59.123	2:18.14€	11:57:02.214
4	14:40.983		12:11:43.197

5	16:43.411	2:02.42€	12:28:26.600
6	16:29.473	1:48.49€	12:44:56.080
7	17:00.641	2:19.65€	13:01:56.720
8	16:41.848	2:00.86€	13:18:38.570

(214) Alo VIIELO

1			11:19:04.540
2	13:38.488	+50.631	11:32:43.020
3	14:11.985	1:24.12€	11:46:55.010
4	14:15.839	1:27.98€	12:01:10.850
5	15:21.704	2:33.847	12:16:32.550
6	13:38.703	+50.846	12:30:11.250
7	12:47.857		12:42:59.110

(600) Raimo PÄRT

1			11:26:45.580
2	16:11.078	3:12.60€	11:42:56.650
3	13:30.819	+32.341	11:56:27.470
4	12:58.478		12:09:25.950
5	14:31.207	1:32.72€	12:23:57.160
6	13:41.042	+42.564	12:37:38.200
7	13:18.247	+19.769	12:50:56.450

(55) Pahva

1			11:21:59.100
2	17:32.543	3:02.98€	11:39:31.640
3	20:22.337	5:52.78€	11:59:53.980
4	16:21.288	1:51.73€	12:16:15.270
5	19:11.401	4:41.84€	12:35:26.670
6	14:29.555		12:49:56.220
7	15:21.759	+52.204	13:05:17.980

(969) Sigmar JALLAI

1			11:32:19.610
2	14:11.482	+5.598	11:46:31.090
3	22:40.119	8:34.23€	12:09:11.210
4	14:21.702	+15.818	12:23:32.910
5	14:09.584	+3.700	12:37:42.500
6	14:05.884		12:51:48.380
7	14:33.347	+27.463	13:06:21.730

(779) Rasmus VÄLLING

1			11:28:23.180
2	21:36.805	5:58.66€	11:49:59.990
3	17:59.446	2:21.30€	12:07:59.440
4	16:26.470	+48.327	12:24:25.910
5	16:59.986	1:21.84€	12:41:25.890

Võistluse korraldajad: MK Star Racing

Orbits

Võistluse juhid: Maria KARUMETS ja Tuljo MARTIN

Võistluse kohtunikud: Maria KARUMETS ja Tuljo MARTIN

Võistluse ajamõõt: Asper LEPPIK Tulemused ja ringiajad: www.mylaps.ee

Printed: 05/07/2020 14:23:16





Põrguliste Metsasõit II etapp 2020

JUULI MÖLL

Aravete motokrossirada 5.500 km

Kestvussõit 120 minutit

05/07/2020 12:00

Race started at 11:03:09

Lap	Lap Tm	Diff	Time of Day
6	15:38.143		12:57:04.039
7	15:46.690	+8.547	13:12:50.729

(42) Jarmo TALV

1			11:21:59.721
2	17:25.991	1:06.65€	11:39:25.712
3	22:25.719	6:06.38€	12:01:51.431
4	19:33.398	3:14.06€	12:21:24.829
5	21:01.501	4:42.16€	12:42:26.330
6	16:19.336		12:58:45.666
7	17:29.479	1:10.14€	13:16:15.145

(82) Sergei KOROVIN

1			11:22:55.396
2	27:57.614	10:58.95	11:50:53.010
3	17:42.695	+44.035	12:08:35.705
4	17:43.183	+44.523	12:26:18.888
5	19:03.198	2:04.53€	12:45:22.086
6	16:58.660		13:02:20.746
7	17:47.423	+48.763	13:20:08.169

(143) Marnet TEICHMANN

1			11:16:20.969
2	11:44.322	+24.249	11:28:05.291
3	13:46.751	2:26.67€	11:41:52.042
4	13:01.397	1:41.324	11:54:53.439
5	11:20.073		12:06:13.512
6	14:47.281	3:27.20€	12:21:00.793

(43) Kevin KOPPEL

1			11:17:55.810
2	13:18.678	+39.830	11:31:14.488
3	12:49.229	+10.381	11:44:03.717
4	12:41.023	+2.175	11:56:44.740
5	12:38.848		12:09:23.588
6	18:56.554	6:17.70€	12:28:20.142

(11) Jimmy JOE

1			11:19:13.544
2	19:08.127	4:49.534	11:38:21.671
3	14:24.185	+5.592	11:52:45.856
4	14:18.593		12:07:04.449
5	14:32.403	+13.810	12:21:36.852
6	21:47.912	7:29.31€	12:43:24.764

(404) Reio PEILMAN

1			11:16:17.109
---	--	--	--------------

Lap	Lap Tm	Diff	Time of Day
2	11:36.017	+21.132	11:27:53.126
3	11:14.885		11:39:08.011
4	16:23.885	5:09.00€	11:55:31.896

(81) Dmitri FIRSOV

1			11:18:21.557
2	13:49.864		11:32:11.421
3	14:19.255	+29.391	11:46:30.676
4	18:49.679	4:59.81€	12:05:20.355

(575) Han SOLO

1			11:22:31.581
2	25:15.213	8:32.34€	11:47:46.794
3	18:02.112	1:19.24€	12:05:48.906
4	16:42.870		12:22:31.776

(376) Allan SAARISTE / Joel KALJU

1			11:20:20.607
2	14:14.323		11:34:34.930
3	14:35.538	+21.215	11:49:10.468

(579) Joel SMETS

1			11:19:11.718
2	15:50.177		11:35:01.895

(911) Martin MÄGEDI

1			11:18:26.869
---	--	--	--------------

(555) Sten HAUGAS

1			11:20:36.666
---	--	--	--------------

Võistluse korraldajad: MK Star Racing

Orbits

Võistluse juhid: Maria KARUMETS ja Tuljo MARTIN

Võistluse kohtunikud: Maria KARUMETS ja Tuljo MARTIN

Võistluse ajamõõt: Asper LEPPIK Tulemused ja ringiajad: www.mylaps.ee

Printed: 05/07/2020 14:23:16

ASPER
TIMING

Page 7/7




Põrguliste Metsasõit II etapp 2020

JUULI MÖLL

Aravete motokrossirada 5.500 km

Lisakatse + Kestvussõit punkti kokkuvõte



Pos	PIC	No.	Name	Class	M1.	R2.	Total points
1	1	143	Ken / Kevin	Meeskondlik	53	180	233
2	1	796	Virgo KRUUSMAA	A	60	164	224
3	2	360	Ricky CARMICHAEL	A	41	179	220
4	3	609	Andrus LOMP	A	43	172	215
5	2	31	Ahty ROSENBERG / Indrek PÄRLOJA	Meeskondlik	37	177	214
6	4	404	Riho PEILMAN	A	48	162	210
7	5	85	Erik SAMOSKIN	A	58	151	209
8	6	966	Onts	A	46	160	206
9	7	721	Martin RITSON	A	52	153	205
10	8	369	Andres KUKK	A	26	178	204
11	9	247	Tormi RAIK	A	36	163	199
12	10	196	Jugend	A	55	142	197
13	3	376	Allan SAARISTE / Joel KALJU	Meeskondlik	19	176	195
14	11	113	Märt HEINLIK	A	33	159	192
15	12	818	Vahur TEDER	A	56	136	192
16	13	83	Andrus TURJA	A	24	167	191

Võistluse korraldajad: MK Star Racing

Võistluse juhid: Maria KARUMETS ja Tuljo MARTIN

Võistluse kohtunikud: Maria KARUMETS ja Tuljo MARTIN

Võistluse ajamõõt: Asper LEPPIK Tulemused ja ringiajad: www.mylaps.ee

Printed: 05/07/2020 14:23:21

Orbits






Põrguliste Metsasõit II etapp 2020

JUULI MÖLL

Aravete motokrossirada 5.500 km

Lisakatse + Kestvussõit punkti kokkuvõte



Pos	PIC	No.	Name	Class	M1.	R2.	Total points
17	4	1	Margus MALTSAR / Matis MALTSAR	Meeskondlik	11	179	190
18	14	254	Helari KÄHRIK	A	35	155	190
19	15	921	Sven-Mairo SCHMIDT	A	59	131	190
20	16	795	Ando VAGA	A	30	157	187
21	17	284	Kert KALJURAND	A	32	154	186
22	18	117	Kristjan KARJAMA	A	57	129	186
23	5	403	Heiko KOMENDANT / Ott KOMENDANT	Meeskondlik	7	178	185
24	19	973	Kaur LILLEVÄLJA	A	15	170	185
25	20	112	Karl KILTER	A	38	147	185
26	1	343	Alari JÜRIÖÖ	B	14	169	183
27	2	81	Siim NEEDRIT	B	50	133	183
28	3	377	Toni PAAKKINEN	B	--	180	180
29	4	885	Taavi ILU	B	9	171	180
30	5	247	Tarmo TOMSON	B	10	168	178
31	6	239	Peep KRUUS	B	54	124	178
32	7	654	Taavi TÕNTS	B	--	177	177

Võistluse korraldajad: MK Star Racing

Võistluse juhid: Maria KARUMETS ja Tuljo MARTIN

Võistluse kohtunikud: Maria KARUMETS ja Tuljo MARTIN

Võistluse ajamõõt: Asper LEPIIK Tulemused ja ringiajad: www.mylaps.ee

Printed: 05/07/2020 14:23:21

Orbits






Põrguliste Metsasõit II etapp 2020

JUULI MÖLL

Aravete motokrossirada 5.500 km

Lisakatse + Kestvussõit punkti kokkuvõte



Pos	PIC	No.	Name	Class	M1.	R2.	Total points
33	8	121	Nuut	B	--	176	176
34	9	170	Timo HERMLIN	B	--	175	175
35	10	2	Janne VESTERINEN	B	--	174	174
36	11	256	Rünno JÕEÄÄR	B	--	173	173
37	12	314	Mustikas	B	8	165	173
38	13	133	Silver EERIK	B	34	139	173
39	14	103	Riho MÄGI	B	--	166	166
40	15	11	Mart SMETANJUK	B	42	123	165
41	16	932	Tauri LEPASILD	B	44	121	165
42	17	101	Mikk KARMISTE	B	45	119	164
43	18	969	Sigmar JALLAI	B	51	112	163
44	19	10	Robert RANTA	B	17	145	162
45	20	5	Martin TAMMETALU	B	--	161	161
46	1	992	Keevin SOKOLOV	C	20	140	160
47	2	351	Alar NIINEPUU	C	40	120	160
48	3	42	Jarmo TALV	C	49	110	159

Võistluse korraldajad: MK Star Racing

Võistluse juhid: Maria KARUMETS ja Tuljo MARTIN

Võistluse kohtunikud: Maria KARUMETS ja Tuljo MARTIN

Võistluse ajamõõt: Asper LEPPIK Tulemused ja ringiajad: www.mylaps.ee

Printed: 05/07/2020 14:23:21

Orbits






Põrguliste Metsasõit II etapp 2020

JUULI MÖLL

Aravete motokrossirada 5.500 km

Lisakatse + Kestvussõit punkti kokkuvõte



Pos	PIC	No.	Name	Class	M1.	R2.	Total points
49	4	751	Alvar	C	--	158	158
50	5	848	Tsaba JOE	C	23	134	157
51	6	898	Taku	C	--	156	156
52	7	257	Arpo PÕLD	C	12	144	156
53	8	448	Raimo KESSELI	C	--	152	152
54	9	51	Aivo KUUS	C	25	126	151
55	10	99	Sten LUKAS	C	--	150	150
56	11	575	Han SOLO	C	47	103	150
57	12	33	Renel OOLEP	C	--	149	149
58	13	83	Hr. RAAM	C	32	117	149
59	14	626	Missomiis	C	--	148	148
60	15	47	Kaljo TIITS	C	21	127	148
61	16	450	Arti HALLING	C	--	146	146
62	17	171	Siim LASTIK	C	28	118	146
63	18	404	Reio PEILMAN	C	40	105	145
64	19	6	Meelis UUSTALU	C	--	143	143

Võistluse korraldajad: MK Star Racing

Võistluse juhid: Maria KARUMETS ja Tuljo MARTIN

Võistluse kohtunikud: Maria KARUMETS ja Tuljo MARTIN

Võistluse ajamõõt: Asper LEPIIK Tulemused ja ringiajad: www.mylaps.ee

Printed: 05/07/2020 14:23:21

Orbits



e




Põrguliste Metsasõit II etapp 2020

JUULI MÖLL

Aravete motokrossirada 5.500 km

Lisakatse + Kestvussõit punkti kokkuvõte



Pos	PIC	No.	Name	Class	M1.	R2.	Total points
65	20	931	Indrek REISENBUK	C	--	141	141
66	1	776	Ardo TIITS	D	16	125	141
67	2	71	Risto MANGMANN	D	--	138	138
68	3	172	Jaak JAAKSON	D	--	137	137
69	4	46	Aleksei MELEHHIN	D	--	135	135
70	5	977	Hado ALAPERT	D	--	132	132
71	6	579	Joel SMETS	D	29	102	131
72	7	400	Risto HAUGAS	D	--	130	130
73	8	214	Alo VIIELO	D	14	115	129
74	9	43	Kevin KOPPEL	D	22	107	129
75	10	131	Anatoli SAMOSKIN	D	--	128	128
76	11	11	Jimmy JOE	D	18	106	124
77	12	333	Konstantin KARKATSOV	D	--	122	122
78	13	818	Ilgar DZAFAROV	D	--	116	116
79	14	600	Raimo PÄRT	D	--	114	114
80	15	55	Pahva	D	--	113	113

Võistluse korraldajad: MK Star Racing

Võistluse juhid: Maria KARUMETS ja Tuljo MARTIN

Võistluse kohtunikud: Maria KARUMETS ja Tuljo MARTIN

Võistluse ajamõõt: Asper LEPIIK Tulemused ja ringiajad: www.mylaps.ee

Printed: 05/07/2020 14:23:21

Orbits






Põrguliste Metsasõit II etapp 2020

JUULI MÖLL

Aravete motokrossirada 5.500 km

Lisakatse + Kestvussõit punkti kokkuvõte



Pos	PIC	No.	Name	Class	M1.	R2.	Total points
81	16	779	Rasmus VÄLLING	D	--	111	111
82	17	82	Sergei KOROVIN	D	--	109	109
83	18	143	Marnet TEICHMANN	D	--	108	108
84	19	81	Dmitri FIRSOV	D	--	104	104
85	20	911	Martin MÄGEDI	D	--	101	101
86	21	555	Sten HAUGAS	D	--	100	100

Võistluse korraldajad: MK Star Racing

Võistluse juhid: Maria KARUMETS ja Tuljo MARTIN

Võistluse kohtunikud: Maria KARUMETS ja Tuljo MARTIN

Võistluse ajamõõt: Asper LEPIIK Tulemused ja ringiajad: www.mylaps.ee

Printed: 05/07/2020 14:23:21

Orbits

